AMERICAN PIGEON JOURNAL



"OUR FUTURE" in the National Modena Club.
Danny is the son of Rollie and Anne Springer, grandson of Gene, our President, and great grandson of J.W. Springer, Morton, Ill.

This Special Issue Devoted To Modenas

July 1989 **Worldwide Circulation—$3 Per Copy** **$16 Per Year**
Devoted to the Breeding and Promoting of Pigeons for Pleasure and Profit
Published Monthly at Warrenton, Missouri 63383 U.S.A. (ISSN 0003-0511)



ORDER YOURS TODAY!

New Larger Size

Magazine Binder For APJ Copies

Get the APJ Magazine Binder with space for 12 copies of the American Pigeon Journal. Especially designed for APJ, this dark green heavy duty vinyl binder will keep your copies in order and available in your pigeon library. Copies easily inserted with adjustable wires in backbone of binder. No holes to be punched. Cover imprinted with gold letters. An ideal way to keep your APJ copies for easy reference.

$11.00 Per Binder postpaid

Order Today

AMERICAN PIGEON JOURNAL
P.O. Box 278 • Warrenton, Mo. 63383

CLOTH BOUND VOLUMES OF APJ

Limited Supply.—Some years only one or two copies!

Bound volumes of the APJ for the following years:

1944; 1945
1952; 1954; 1955
1963
1972; 1973; 1976; 1977

Title and year stamped on backbone in gold letters.
Beautiful permanent blue cloth binding. Each volume a collector's item.

Price: $50 per volume while supplies last

AMERICAN PIGEON JOURNAL
P.O. Box 278, Warrenton, Mo. 63383

PIGEONS DOVES PIGEONS DOVES PIGEONS DOVES PIGEONS DOVES PIGEONS

BOOKS ★ BOOKS ★ BOOKS

WILD PIGEONS AND DOVES

By JEAN DELACOUR. Pigeon and dove enthusiasts will find much to interest them in this beautiful new edition of Dr. Jean Delacour's classic book, now revised and brought completely up-to-date, as well as being expanded in illustrative thoroughness through the addition of many pages of full color photos and drawings. This book covers many kinds of pigeons and doves, detailing physical characteristics, native habitat, feeding and breeding requirements and personality. In addition, it outlines the basic housing needs and provides hints on breeding, diseases, behavior. It contains an informative section on pigeons and doves in captivity as well as chapters on major groups of pigeons and doves: Bronze-winged Pigeons and Doves, American Doves, Turtle Doves, American Quail Pigeons and Doves, Pacific Ground Pigeons, Rock and Wood Pigeons, Large Pigeons and Fruit Pigeons. 140 pages. Size 5½x8½. Hard cover. **$14.95 per copy**

PIGEON SHOWING

By DOUGLAS McCLARY. 160 pages, 40 photos, 10 line drawings, charts, tables. The first book devoted to pigeon showing covers entering shows, feeding, housing, selecting show accessories, judging and more. A good book for the novice as well as the dedicated enthusiast. A handbook for all fanciers. Size 5-3/8x8½ **$16.00 per copy**

NPA BOOK OF STANDARDS

Published by the NATIONAL PIGEON ASSN. This 1985 Book of Standards is the most complete and latest available book of its kind today. It contains the latest adopted standards and ideal breed drawings by most major clubs. Size 8½x11 with 217 pages and 94 breed descriptions. Available in hard bound and semi-hard bound.

Semi-Hard Bound **$16.00 per copy**
Hardback Bound **$26.00 per copy**

FOREIGN DOVES & ORNAMENTAL [illegible]

By R. ALDERSON. A simple handbook [illegible] foreign doves and ornamental pigeons which may be kept in [illegible] management and breeding is covered and it is illustrated with [illegible] aries, equipment, etc. Revised Softcover, 1988, 100 pages. [illegible] From England **$19.50 per copy**

TEMPORARILY OUT OF STOCK

MAKING PIGEONS PAY

By WENDELL M. LEVI. 263 pages, 150 illustrations, 13 chapters, 1985 reprint of revised 1968 edition. A practical manual on the selection, breeding, feeding and marketing of squabs. Just the book every breed needs. Written by a man of many years' successful experience. Size 5x8 **$20.00 per copy**

HEALTHY PIGEONS

By DR. LUDWIG SCHRAG. The new completely revised 5th English edition is a hard cover book with 108 pages giving complete information on the prevention and treatment of pigeon diseases. The new edition also includes a complete section on Paramyxovirus-1 which is covered in detail. A must for every fancier's loft with full color illustrations. Size 8½x8 **$22.45 per copy**
(includes $2.50 postage and handling)

EXHIBITION AND FLYING PIGEONS

Revised by JAMES BLAKE. A concise guide [illegible] Breed of Racing and a comprehensive coverage of all the [illegible] pigeons. Each pigeon is described and there are photograph[illegible] drawings throughout to show the type of bird. A very informative [illegible] the pigeon enthusiast. Size 5½x8¾. 335 pages. Hard bound. [illegible] land **$24.00 per copy**

TEMPORARILY OUT OF STOCK

WEST OF ENGLAND FLYING TUMBLER

By J. OLDHAM. An informative guide to the West of England Flying Tumbler by a British author. Includes photos, illustrations as well as history, breeding, housing, flying, etc., of one of the most popular breeds. Size 5½x8¾. Hard-cover. 90 pages **$25.00 per copy**

FANCY PIGEON STANDARDS

Edited by D.R. ISON. The official Standards of the National Pigeon Assn. of England. A beautiful book of 430 pages with a photograph or drawing included of each bird described. An informative guide on the pigeons of England, this would make a nice addition to any library. Hardbound. Size 5½x8¾. 430 pages **$35.00 per copy**

FANCY PIGEONS

By ERICH MULLER and LUDWIG SCHRAG. This is a handbook of the history, care and breeding of exhibition pigeons with over 229 breeds illustrated. Over 350 color pictures are included in this 252-page book. The book helps the fancier with keeping, breeding and exhibiting pigeons. the history of pigeons, diseases, disease prevention and more. Size 8½x8. Hard cover.
$37.45 per copy (includes $2.50 postage and handling)

ROTONDO ON RACING PIGEONS

By JOE ROTONDO. A stunning 8½x11 reference book on Racing Pigeons with 320 pages with a 10 page full colour section spotlighting some of Rotondo's greatest champions. This is a modern treatise on the sport of racing pigeons providing complete disclosure by Rotondo on his methods leading to success. A 1987 reprint is bound in simulated leather and gold tooled. Also covers establishment of a loft, selecting breeding stock, health and maintenance program, condition and exercise, molting and feathers, genetics, eyesign and more. **$42.50 per copy**

THE PIGEON

By WENDELL M. LEVI. 1986 Reprint. A complete pigeon encyclopedia. Size 9x11½. 12 chapters, 698 pages, 1127 illustrations. The most complete work of its kind on pigeons today. Answers thousands of questions on pigeons, all breeds and varieties, diseases, feeding, breeding, etc. A complete reference book for your library. Cloth bound **$52.00 per copy**

ENCYCLOPEDIA OF PIGEON BREEDS

By WENDELL M. LEVI. 800 pages, 789 illustrations in natural colors from 276 countries, 41 pictures in black and white, information on each breed pictured in the book. A masterpiece in color. Should be in every school and library. 1985 reprint. Size 5½x8 **$56.50 per copy**

— MAIL THIS COUPON TODAY —

AMERICAN PIGEON JOURNAL • P.O. BOX 278 • WARRENTON, MISSOURI 63383

Enclosed find $_____ for the following books:

POSTAGE & HANDLING: Add $1.50 for orders under $10.00; $3.00 for orders $10.00-$20.00; $5.00 for orders over $20.00
FOREIGN ORDERS: Add $3.00 for orders under $10.00; $6.00 for orders $10.00-$20.00; $10.00 for orders over $20.00

( ) Wild Pigeons & Doves
( ) Pigeon Showing
( ) NPA Book Of Standards
( ) Semi-Hard Bound
( ) Hardback Bound
( ) Foreign Doves & Ornamental Pigeons
( ) Making Pigeons Pay
( ) Healthy Pigeons
( ) Exhibition & Flying Pigeons
( ) West Of England Flying Tumbler
( ) Fancy Pigeon Standards
( ) Fancy Pigeons
( ) Rotondo On Racing Pigeons
( ) The Pigeon
( ) Encyclopedia Of Pigeon Breeds

Name _____

Address _____

City _____ State _____ Zip _____

FOREIGN COUNTRIES PLEASE REMIT BY BANK DRAFT DRAWN ON ANY U.S. BANK

American Pigeon Journal

P.O. Box 278
Warrenton, Missouri 63383
Telephone: 314-456-2122

Vol. 77 July 1989 No. 7

American Pigeon Journal is published monthly at Warrenton, Mo. 63383. William L. Worley, Owner and Editor. Second class postage paid at Warrenton, Mo. Title registered at U.S. Patent Office Trademark 527-340.

Subscriptions: — $16 per year, $28 for 2 years, $42 for 3 years in U.S.A. To Canada and Foreign Countries, $19 per year, $34 for 2 years, $51 for 3 years postpaid. Airmail rates upon request. Single copies $3.00. Special issues: Write for list.

Advertising Rates: — $7 per single column inch; 2 inches, $14; 3 inches, $21; 4 inches, $27.80; 6 inches, $41.70; 9 inches, $62.55; two columns (18 inches), $124.20; half page (13½ inches), $93.15; full page, $184.95.

All photos subject to additional charges. 10% discount for one year insertion of same advertising, 5% discount for six month insertion of same advertising if paid fully in advance.

Classified Section: — 25c per word for one month, 50c per word for three months, $1.50 per word for one year. No change in copy.

Closing Date: — 1st of month prior to month of issue for advertising and articles.

The Editor reserves the right to edit all copy submitted. Material will be used at the discretion of the Editor. No guarantee is made that all material received will be published or returned unless accompanied by sufficient postage.

American Pigeon Journal will not be responsible to the public for advertisements and the right to decline or discontinue any advertisement is reserved.

Change of Address: — Please allow 6 weeks for address changes and new subscriptions. Send complete name, new address and also old address. Post Office will not forward copies.

Postmaster: — Please send form 3579 to American Pigeon Journal, P.O. Box 278, Warrenton, Missouri 63383.

MIKE SPENCER

6668 South Cody Lane
West Jordan, Utah 84084

(801) 561-8507

EXHIBITION MODENA PIGEONS

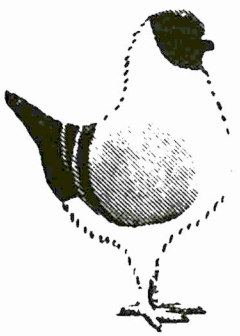

Gazzi Bronze

WHITE SCHIETTI OUR SPECIALTY



Schietti Red

We are breeding a composite of some of the Nation's finest strains with the anticipation that they will be a credit to both the breed and the fancy.

PROMOTING MODENAS IN UTAH AND THROUGHOUT THE INTERMOUNTAIN WEST

National Modena Club



PROMOTING THE "BIRD OF CURVES"

OFFICERS / DIRECTORS

PRESIDENT ..... Eugene Springer, Rt. 1, Morton, IL 61550
EASTERN VICE PRESIDENT ..... Larry A. Brown, P.O. Box 628, Eden, NC 27288
WESTERN VICE PRESIDENT ..... Dennis Weyrauch, 811 W. 30th St., San Pedro, CA 90731
SECRETARY-TREASURER ..... Brad Wilcox, Box 101, Princeton, IL 61356
BULLETIN EDITOR ..... Brad Wilcox, Box 101, Princeton, IL 61356
BAND DISTRIBUTOR ..... Russ Sapp, 122 Spout Spring Ave., Mt. Holly, NJ 08060

DIRECTORS:
DISTRICT 1 ..... Stewart Webster, 1780 Old Morris Rd., Harleysville, PA 19438
DISTRICT 2 ..... Scott Brown, 4601 Pennoak Road, Greensboro, NC 27407
DISTRICT 3 ..... Manfred Ecker, 50 N. Western Ave., Lake Forest, IL 60045
DISTRICT 4 ..... Roger Kofstad, Rt. 1, Box 186, Hartland, MN 56042
DISTRICT 5 ..... Bob Schultheiss, P.O. Box 148, Collinsville, OK 74021
DISTRICT 6 ..... Richard Gerhart, 17948 Slover Ave., Bloomington, CA 92316
DISTRICT 7 ..... Larry Hone, N. 6915 Smith, Spokane, WA 99207
DISTRICT 8 ..... Bernard Raby, 126 Gagnon Street, C.P. 361, Thurso, Quebec, Canada J0R 1R0
DISTRICT 9 ..... (None)

CERTIFICATE CHAIRMAN ..... Jim Vines, Rt. 2, Box 206, Greenwood, AR 72936
PUBLICITY DIRECTOR ..... Chuck Lambooy, 6448 W. Center Ave., Lakewood, CO 80226
ELECTION COMMISSIONER ..... Rhonda Kasselman, 323 N. Main, Pratt, KS 67124

1989 Bands

NMC-Colored—15c
50c postage due on each order

NO COD ORDERS, PLEASE

1989 Dues

Single membership $12.00
Husband and wife $17.00
Canadian and Foreign $18.00
First Class Postage ..... $ 7.00
Junior Dues ..... $ 7.00

★ Over 150 Colors
★ 9 District Meets
★ 3 Regional Meets
★ NMC Annual Meet

Ask a friend who breeds Modenas why we are the

"Largest Specialty Club In USA"



Best Modena

Andalusian Schietti OC #610/86

NPA Grand National Show, December 1988, Peoria, Illinois

Bred and Owned by Manfred Ecker, Lake Forest, Illinois



Best Young Modena & Best Gazzi

Bronze Gazzi #54/88

NPA Grand National Show, December 1988, Peoria, Illinois

Bred and Owned by Willi J. Richert, Valley Center, Kansas

SPRINGER'S MODENAS

"Thanks to all our friends who have helped us enjoy the hobby for so many years."



"Danny"



Bronze Schietti

WE FEEL OUR FUTURE IS IN GOOD HANDS.

J.W. - GENE - ROLLIE
JOE - JAKE - DANNY

RT. 1, MORTON, IL 61550

GENE
(309) 263-2834

ROLLIE
(309) 263-8182



BLACK GAZZI YC #831



BLACK SCHIETTI OC #820



BRONZE INDIGO GAZZI #917



ANDALUSIAN SCHIETTI OC #610

CHAMPION MODENA at PEORIA NATIONAL

MANFRED & CHERIE ECKER

50 N. WESTERN AVE.
LAKE FOREST, IL 60045
(312) 234-8713

BLACK - ANDALUSIAN - REDUCED - SCHIETTI and GAZZI

631-89 SQUAB





1989 SQUABS

10-89 SQUAB



Bart Copeland Lofts

Modena Schietti

122-87 COCK



356-88 COCK



322-88 HEN



151-87 HEN



1988 SHOW WINS
3 Certificates, 2 Best Modenas, 2 Best Schietti
1 Best of Old, 2 Best of Young, 1 Best Old Hen
1 Best Old Cock, 2 Best Young Cocks, 2 Best Young Hens
11 Best of Color

Irving Texas

428-88 HEN



463-88 COCK



Bart Copeland
3051 William Brewster
Irving, Texas 75062
214-255-9462

WILLI J. RICHERT



Black Schietti No. 186

In the last decade, this loft has produced more: Best Modena, Best Schietti, Challenge and Champion Certificate Winners than any other loft in North America!



Bronze Gazzi No. 132

Schietti

Red
Yellow
Black
White
Bronze
Sulfur
Lavender
Reduced



Gazzi

Black
Lavender
Bronze
Sulfur
Reduced

MASTER BREEDER:
NATIONAL MODENA CLUB
NATIONAL PIGEON ASSOCIATION

RR 3, 8016 BUENA VISTA
VALLEY CENTER, KANSAS 67147



NCC Cock 1174



Blue Hen 2586



Silver Dun Hen 1125



Cream Hen 4122

Modenas

Some Of America's Finest

I maintain a small stud of Modenas bred to the NMC Standard. My birds place well wherever shown. Noteworthy wins at PMC/NMC Meets include:

Best Schietti four of the last six shows.
Best White five of the last six shows.
Best Black Gazzi fifteen of nineteen shows.

At the Pageant of Pigeons:
Best Modena two out of last four.
Best Black Gazzi nine out of eleven.

BLACK GAZZI A SPECIALTY!

Rick Barker

Long Beach, Calif.

No birds for sale.



Bronze Hen 1129



Black Hen 713



White Cock 630



Black Cock 265

TEXAS MODENA CLUB



Promoting The Bird Of Curves

This ad courtesy of the following Texas Modena Club members:

Bob Adams (Secretary)
220 Pierce St.
Red Oak, TX 75154
214-576-2319

Kay Bandemer
6041 Village Bend Dr. #2208
Dallas, TX 75206
214-696-0569

Bart Copeland (Director)
3051 William Brewster
Irving, TX 75062
214-255-9462

Charles Cox (Director)
4534 So. Beltline
Grand Prairie, TX 75052

Louis Daniels
P.O. Box 8
Ponder, TX 76259

T. B. Earls (Vice President)
4017 Bosque Blvd.
Waco, TX 76710

Homer Griggs
1706 Richland Dr.
Richardson, TX 75081
214-235-9829

Archie Kelly (Director)
P.O. Box 36
Iredell, TX 76649

Fred Langridge (Director)
819 Eli
Dallas, TX 75211
214-337-3618

Roy L. McClung
Rt. 2, Box 106
Seymour, TX 76380

Paul Raborn (President)
1000 Donlo Drive
Waco, TX 76707
817-662-6775

Lester Whitley
Rt. 2, Box 228
Moody, TX 76557
817-853-3236

BLUEWATER'S FINEST MODENAS

GAZZI & SCHIETTI

BREEDING THE FOLLOWING COLOURS:

- BLUE
- BRONZE TRI
- MEALY
- RED CHECK
- CREAM
- YELLOW CHECK
- SILVER DUN

1988 SHOW RESULTS:

NATIONAL YOUNG BIRD SHOW
(Louisville, Kentucky)

★ Best Of Colour-7 Classes

Judges:
Ed Kasselman
Dann Maschke
Marvin Angle

★

C.P.F.A. YOUNG BIRD SHOW
(Guelph, Ontario)

Entered 6 Birds.

★ 6 Firsts
★ Best Young Gazzi Cock
★ Best Young Schietti Hen

Judge: Bob Ridler

★

NATIONAL MODENA CLUB
3RD DISTRICT MEET
(Tallmadge, Ohio)

Entered 18 Birds.

★ 13 Best Of Colour
★ 4 Certificate Winners
★ Best Young Gazzi Cock
★ Best Old Gazzi Cock
★ 1 Champion Certificate

Judges:
Gene & Rollie Springer

★



1987 Red Check Gazzi Hen-Champion Modena
At The 8th District National Modena Club Meet In Quebec

Birds Occasionally For Sale • ALL Letters Answered

KEN & BOB LAVOIE
Box 1111, 384 Albert Street
Corunna, Ontario, Canada N0N 1G0
1-519-862-1049

BREEDING THE FOLLOWING COLOURS:

- RUSSETT-TRI
- YELLOW
- SULPHUR
- BRONZE
- SILVER
- RED
- OCHRE

1988 SHOW RESULTS:

NATIONAL MODENA CLUB
8TH DISTRICT MEET
(Hosted by Quebec Modena Club)

Entered 24 Birds.

★ 8 Best Of Colours
★ 6 Certificate Winners
★ Best Old Gazzi
★ Best Young Gazzi
★ Champion Modena

Judges:
Franklin & Frank Estabrook

★

U.S. GRAND NATIONAL
PIGEON SHOW
(Peoria, Illinois)

Entered 10 Birds.

★ 4 First Place
★ 3 Best Of Colour
★ 1 Certificate Winner

Judges:
Daryl Bramhall
Larry Brown
Dan Tucker

★

BIO-VET

"For Healthy Birds..... Try the Professional Team"

Send self-addressed stamped envelope for a FREE Health Programme & Catalogue of Complete—

- ★ HEALTH PRODUCTS
- ★ PIGEON MEDICINES
- ★ PARAMYXOVIRUS-TYPE 1 VACCINE

KEN LAVOIE

P.O. Box 1111, 384 Albert St., Corunna, Ontario, Canada N0N 1G0
Phone (519) 862-1049

Patterned Colors

Gazzi & Schietti



CHAMPION & BEST GAZZI MODENA
BLUE OH #705
1988 PORTLAND NATIONAL

DENNIS WEYRAUCH

811 W. 30th
San Pedro, Calif.
90731
213-832-2570

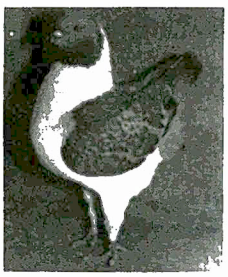

Best Gazzi
'88 PMC Annual Show
Bronze Tri Cock '88 #915



Best Blue Gazzi
'88 PMC Annual Show
Blue Gazzi Hen '88 #900



Best Silver Dun
'87 NMC Downingtown
National
Silver Dun Hen '86 #1680



Best Old Gazzi Cock
'88 Portland National
Red Check Cock
'86 #1698

LLOYD & RITA MOREAU



RED & YELLOW SCHIETTI

Member:
National Pigeon Association
National Modena Club
Louisiana Modena Club

Master Breeder:
National Modena Club
National Pigeon Association

P.O. Box 124
Rayne, La. 70578
(318) 334-4689

MODENAS



Yellow & Red
Gazzi

Black
Schietti & Gazzi

We enjoy the bird of curves and we breed them,
THE NEW GENERATION

GERALD M. & GERALD "BEAR" ANGLE

3 BEDROCK CIRCLE • KEEDYSVILLE, MD. 21756
1-301-432-5329

COMPLIMENTS OF

WISCONSIN MODENA CLUB

George Altman
Gary Alsteen
Larry Bowles
Kathy Bowles
Joe Bronk
Fred Brooks
Neil Bruggink
Jerry Burgr
Del Clausen
James Cooper
Ron Deisher Jr.
Ken DeMuth
Jake Den Boer
Al Dietz
J.C. Dillon
Georgine Dorman
Manfred Ecker
Jim Gauthier
Joe Gauthier
Willie Gesch
John Gries
Butch Guell
Ron Hass
Charles Hayden
Dean Henschel
Neal Horneck
Paul Jahnke



Syl Kautzer
Ralph Knaack
Jerry Kress
Nancy Kress
Tom Kuhr
Gene Maciejewski
Fred McMurray
Tim Mertes
Bill Mohr
Rich Otte
Rich Pierce
Kim Radel
Ross Radel
Joe Schuh
Mike Scott
Av Spais
Elmer Sturm
Roger Tabbert
Dave Tulach
Wes VanderWeele
Webers Lofts
Scott Weisz
Curt Wenzel
Wayne Wieberdink
Brad Wilcox
Gene Wolske
Steve Yonke

SUPPORTING OUR BIRD OF CURVES

President - Ron Hass ***Vice Pres. - Steve Yonke*** ***Sec.-Treas. - Jim Gauthier***



Black Schietti Cock
'85 - #55B



Black Schietti Hen
'86 - #22U



Black Schietti Cock
'87 - #5655



Black Schietti Cock
'88 - #618

Four Generations Of Winning Blacks

Scott A. Brown

4601 Pennoak Rd.
Greensboro, N. Car. 27407
919-292-5958

Orange / Bull Eyed Whites, Red, Black, Yellow Schietti

DEVELOPING COMPETITIVE *Modenas*

She attained her Champion Certificate with these wins:

1987
NMC 2nd District - Best Bronze
Judge Brad Wilcox

1988
NMC 2nd District - Best Gazzi
Judge Hal Stookey

1988
NMC 3rd District
Best Bronze & Old Gazzi Hen
Judge Rollie Springer



NPA87NM215D
Bronze Gazzi Hen

Other winners from my loft in 1988 include:

Best Modena - NMC 3rd District
No. 436 White Schietti

Best Modena - NMC Eastern Regional
No. 550 Black Gazzi

Reserve Gazzi - NMC 2nd District
No. 660 Black Gazzi

Reserve Gazzi - NMC Eastern Regional
No. 120 Black Gazzi

Best Bronze Schietti - NMC 2nd District
No. 568

Best Old Black Gazzi - NMC 3rd District
No. 660

Ronald Deisher Jr., Rt. 2, Box 86, West Union, Ill. 62477 — (217) 826-6459

Come Show With The

KANSAS MODENA CLUB

NOVEMBER 10, 11, 1989

Contact: Flo Conner
Rt. 1, Box 59
Belle Plaine, KS 67013
(316) 488-3252

Judges: Eddie Hughes
Dann Maschke



ANNUAL MEET

"One of the Great Modena Shows"

Promoting the Modena in the Northern Area of the 3rd & 4th Districts.

Dues: $3.00 year

quarterly newsletter.
lawn show, potluck dinner

For membership, contact an officer or member near you.

President. . . . . Rich Pierce
Vice Pres. . . . . Jim Abel
Sec.-Treas. . . . Roger Kofstad
Director . . . . . Del Clausen
Director. . . . . Kevin Rocheleau

ILLINOIS
Mike Scott
Princeton, 815-875-3292

IOWA
Darrell Bramhall
Mason City, 515-423-5453
Del Clausen
St. Ansgar, 515-326-4719
Dave Cooke
Readlyn, 319-279-3492
Jim Furness
Hanlontown, 515-896-3486
Charles Hermann
Waterloo, 319-234-4959
Don McCullough
Marshalltown, 515-752-7575

MINNESOTA
Jim Abel
Kasson, 507-634-7876
Joe Bronk
Minnesota City, 507-689-2843

MINNESOTA
Jerry Burgr & Family
Stewartville, 507-533-8151
John Gabor
Mazeppa, 507-843-2595
Dave & Rita Gehrke
Sleepy Eye, 507-744-3624
Carol Goetzman
Winona, 507-454-1736
Roger & Linda Kofstad
Hartland, 507-845-2387
Kevin Rocheleau
St. Joseph, 612-363-8237
Mike Smith
Prior Lake, 612-447-2012

MINNESOTA
Don & Donna Steinbruckner
Stacy, 612-462-2516
Roger & Kelley Steinbruckner
Welch, 612-388-1451
Wendell Wicks
Canby, 507-223-5363
Bill & Dick Zika
St. Paul, 612-224-6481

SOUTH DAKOTA
Orville Kautz
Pierre, 605-224-4880

WISCONSIN
Jim Gauthier
Manitowoc, 414-682-5007
Ron Hass
Sheboygan Falls, 414-467-2343
Jerry & Nancy Kress
Milwaukee, 414-353-5744
Rich Otte
Cedar Grove, 414-668-6460
Rich Pierce
Holmen, 608-526-3941
Kim Radel
Spring Green, 608-588-7390
Roger Tabbert
LaCrosse, 608-784-9743
Wes Vanderweele
Sheboygan, 414-452-3560
Scott Weisz
Sheboygan Falls, 414-467-6807
Curt Wenzel
Holmen, 608-526-3635
Steve Yonke
Sheboygan Falls, 414-467-2289

MIKE SPENCER, President
6668 So. Cody Ln.
West Jordan, Utah 84084
810-561-8507

MIKE CHING, Secretary
5494 Fjord Circle
Bennion, Utah 84118
801-967-1614

Gazzi
Schietti
Argent

UTAH MODENA CLUB

FOUNDED 1986

Sponsors of the Modena section at the
SALT LAKE PREMIER SHOW

This ad compliments of:

MIKE SPENCER	JIM SINGLETON	MIKE CHING	BILL COOK
White Schietti A Few Red Schietti & Bronze Gazzi	Bronze Schietti White Schietti	Black, Red, White Schietti	Blue & Brown Family In Gazzi Bronze Gazzi

Lawn & Annual
Fall Show

Dues:
$5.00 Per Year

LOUISIANA MODENA CLUB

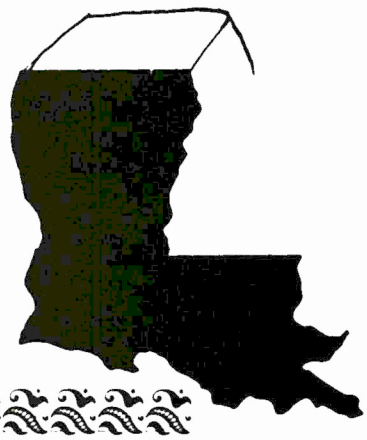

President - *Jay Thibodeaux* **Vice President - *Lloyd Moreau***

Sec.-Treas. - *Fred Duffy*

103 Whitebark Dr. • Lafayette, La. 70508 • (318) 988-1767

Supporting The National Modena Club

Hosting the 1989 5th District Meet

Judges: Rick Barker & Willi Richert

Mr. Richert will also give a seminar with a Question & Answer period.

MODENAS

Gazzi / Schietti
Blue & Bronze

JAMIE PURPURA

5691 PALMYRA RD.
PITTSFORD, NY 14534
(716) 586-2403

CLUBS:
NATIONAL MODENA CLUB
N.P.A. · NEW YORK STATE DIRECTOR
PIGEON FANCIERS OF ROCHESTER, N.Y. · PRESIDENT

— VISITORS ALWAYS WELCOME —

Blue Gazzi & Red Schietti
Russ & Mary Sapp

122 Spout Spring Ave.
Mt. Holly, N.J. 08060
Phone 609-267-1562



Home Of
Three National Champions
Blue Gazzi
Dallas, Texas
Atlantic City, N.J.
Dayton, Ohio

Congratulations



to the Modena fancy

on a great

APJ Special Issue !

Compliments of Your
National Pigeon Association

Kyle Wilkerson

Breeder and Exhibitor

of

Black, White, Red & Yellow
Schietti Modenas



MEMBER: **National Modena Club** **Kentucky-Indiana Modena Club**

Route 1, Box 441
Rockport, Ind. 47635
812-362-7647

COMPLIMENTS OF

EASTERN WISCONSIN LAKESHORE MODENA BREEDERS

Supporting "THE BIRD OF CURVES" Through the NMC and WMC

SHEBOYGAN
Bill Mohr
Wes VanderWeele
Jake Den Boer

MILWAUKEE
Jerry Kress
Nancy Kress

MANITOWOC
Jim Gauthier
Joe Gauthier

CEDAR GROVE
Rich Otte
Wayne Wieberdink
Neil Bruggink

ELKHART LAKE
Neal Horneck

SHEBOYGAN FALLS
Ron Hass
Steve Yonke
Scott Weisz

HAVEN
Gene Wolske

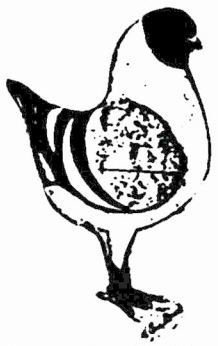

FOND DU LAC
Butch Guell

OOTSBURG
Tim Mertes

OSHKOSH
John Gries



Quality Modenas
In Gazzi & Schietti
(Most Colors)

MODENA FEVER — CATCH IT!

CENTRAL PENNSYLVANIA MODENA CLUB

Hosting The:

NATIONAL MODENA CLUB EASTERN REGIONAL

SHOW HALL: LEBANON AREA FAIRGROUNDS
DATE: OCTOBER 29, 1989
JUDGING STARTS: 8:00 A.M.
JUDGES: MANFRED ECKER & BRAD WILCOX



For Information, Contact:
Show Secretary: Titus L. Hostetter
155 Rocherty Rd.
Lebanon, Pa. 17042
(717) 273-4633

DAN TUCKER

Bronze & Bronze Indigo
Schietti / Gazzi

For 3 of the last 5 years our birds have won:
"Best Young Bird Of The Year"
From the Louisiana Modena Club
Check the records.
Our birds are consistantly at the top
of the class wherever shown.

RT. 1, BOX 238B
OPELOUSAS, LA. 70570
(318) 942-8645

Supporting The National Modena Club

BLUE INDIGO RUSSETT BLACK RED GOLD YELLOW

"Argent" Modenas

FRANKLIN L. ESTABROOK
BREEDER and EXHIBITOR

Supporting the Bird of Curves

14 ROOSEVELT RD., WILMINGTON, MASS. 01887 (508) 657-7799

Modenas Are Our Hobby

Ed and Rich Werner

5943 Sullivan Trail Nazareth, Pa. 18064
Phone 215-759-6425

GAZZI		SCHIETTI
Black	Brown	Red
Red	Yellow	Black
Blue	Bronze-Tri	Yellow

WHITE
SCHIETTI

MODENAS

Bill Henderson
1721 Little Ridge Rd.
Chattanooga, TN 37343
(615) 842-1556

BRAD WILCOX



YELLOW SCHIETTI
OLD HEN



YELLOW SCHIETTI
OLD HEN

BUILDING A WINNING FAMILY OF RED & YELLOW SCHIETTI MODENAS

Box 101, Princeton, Illinois 61356
Ph: 815-875-1469

RON FLUTUR

SCHIETTI & GAZZI

BLACK · BRONZE · BLUE · BRONZE TRI
ANDALUSIAN · ASH RED · MAGNANI

1166 S. Kellogg Rd. / Brighton, MI 48116

313-227-2187

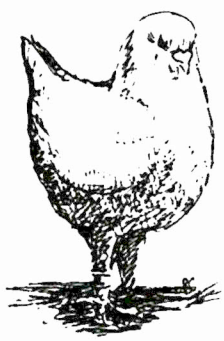

Cascade Lofts

SEVERAL COLORS
GAZZI and SCHIETTI
Yellow Schietti A Specialty

DICK COOK
Roy, WA
206-843-1842

RAY COURSEY
Salem, OR
503-364-3811

With Deep Appreciation To:

BOB PETTIT

NMC & NPA MASTER BREEDER

NMC & NPA HALL OF FAME

HONORED JUDGE & FRIEND!

For your many years of:

★ sharing knowledge of genetics and its study

★ developing the colors and style of the Modena—ESPECIALLY THE ARGENT!

★ promotion of the Modena fancy

★ promotion of the fellowship needed by all pigeon fanciers-EVERYWHERE

★ continued faithful promotion of the National Modena Club!

Thanks, Bob!

THE BLUE FAMILY



GAZZI
SCHIETTI
INTENSE
DILUTE
BAR PATTERN
TRI PATTERN

Bronze Tri Gazzi
Young Hen No. 891V-88
'BEST GAZZI'
Severe/Vines YBS '88

JIM VINES

ROUTE 2, BOX 206, GREENWOOD, ARK. 72936

BREEDING • EXHIBITING • SUPPORTING

MODENAS

MODENAS

Schietti
Yellow - Red
Blue

Gazzi
Blue - Tri

— FOR SALE —
MODERN MODENA PIGEON
95 pages
Most complete book ever offered.
$8.85 per copy

JAMES LAIRMORE
2387 Flanders
Orange, Calif. 92665
714-637-6285



CONCER'S MODENAS

Gazzi

Schietti

PITTSFIELD, ILL.
PH. 217-285-2454

Visitors Welcome

WENDELL — ASHLEA

MODENAS

Breeders *Exhibitors*

Chris Spreitzer & Son, Eddie

1214 Monroe Falls Ave.
Cuyahoga Falls, Ohio 44221
(216) 928-7349

MODENAS
in
SCHIETTI

Blue Bronze-Tri
Yellow & Red
WHITE FANTAILS

RAYMOND G. SMITH
Tama Rd., RR 2, Box 310
Burlington, Iowa 52601



Blue, Bronze Tri

TOM MENO

RR 1, Box 111A
North Hero, Vermont 05474
802-372-5596



Red Schietti

Modenas
ARE MY HOBBY

Gazzi—Blue & Bronze-Tri
Schietti— Red & Yellow

REESE JOHNSON

1627 Diamond St.
Sellersville, Pa. 18960

MODENAS

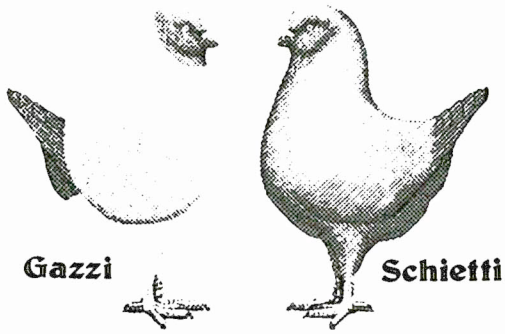

Blue
Silver Dun
Mealy

Black
Blue
Silver Dun

Titus & Pat Hostetter

155 Rocherty Rd.
Lebanon, Pa. 17042
1-717-273-4633

MODENAS

GAZZI
Red Check
Mealy
Russett Tri
Silver Dun
Blue
Bronze Tri

SCHIETTI
Red
Yellow
Russett Tri
Silver Dun

SHOW KINGS
White & Colors

JIM ABEL

502 2nd Ave. S.W.
Kasson, Minn. 55944
507-634-7876

HENRY'S MODENA LOFT

RUSSELL D. HENRY
940 N. Orchard St.
Pittsfield, Ill. 62363
217-285-6480

SCHIETTI MODENAS
IN
RED • YELLOW • WHITE
BLACK • ANDALUSIAN

CONGRATULATIONS!

NATIONAL MODENA CLUB MEMBERS

"You can be proud of this Special July Issue and your very fine hobby."

BEST REGARDS-
Mr. and Mrs. Karl W. Lambooy, Jr.
Gretchen Lambooy
Omaha, Nebraska

Gazzi
Blue
Brz Tri
Russett Tri
Silver Dun

Schietti
Red
Yellow
White

David K. Jackson

Rt. 1, Box 211
Elk Garden, W. Va.
26717
304-446-5389

Have a good breeding season and best wishes!

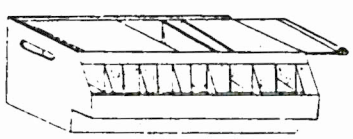

RICKER'S CARRYING CASES

Two Door Model
Approx. Size — 13½"W x 9½"H x 31½"L
Approx. Weight — 10½ Lbs.

This case has six compartments for medium size birds (Modena, etc.). This is a quality lightweight case constructed of ¼" Luan underlayment and wood with both nailed and glued key joints for extra strength. This case can be modified or varnished for a small additional charge.

PRICE: $55.00 POSTPAID IN CONTINENTAL U.S.A.

— NEW · CARRYING CASE WITH INDIVIDUAL DOOR NOW AVAILABLE —

For information, contact: HARVEY RICKER

RR 1. St. Francisville, Ill. 62460 **Phone: 618-943-2235**

In Memory Of

Howard Davidson

and

Al Stanley

Both Fine Modena Breeders & Good Friends

We Miss You

PACIFIC MODENA CLUB



President
James Lairmore

Vice Pres.
Mark Cardoza

Sec.-Treas.
Mike Williams

Elect. Com.
Gil Cardoza

PMC — The "Fun" Modena Club

$10.00 per year with "quality bulletins"

For information, contact: MIKE WILLIAMS
6917 Bentley Place, Roseville, Calif. 95661
(916) 791-2718 Home **(916) 969-7718 Work**

Congratulations To The

NMC & APJ for a great Modena Special
from

Robert Burns

7505 E. Chandler
Evansville, Ind. 47715

★ **Schietti** ★
White — Red

MODENAS
ASH RED FAMILY
ALSO ENJOYING
German Beauty Homers
Norwich Croppers
Jacobins
LYN, JOYCE & HEATHER
HELMUS
13822 Van Buren St.
Holland, Mich. 49424
NPA NMC

K.W. "Chuck" LAMBOOY, III
6448 W. Center Ave. Lakewood, CO. 80226
(303)934-2146



MODENAS
BLACK-ANDALUSIAN
SCHIETTI-GAZZI

I SUPPORT THE N.P.A.

MEMBER/ PUBLICITY DIRECTOR
NATIONAL MODENA CLUB
KANSAS MODENA CLUB

Also Breeding AFRICAN OWLS

Cooke & Sons
MODENA LOFT
Readlyn, Iowa
Schietti 319-279-3492 **Gazzi**
Red Blue
Yellow Bronze-Tri
White Red Check
Black

DANNY J. MENARD
MODENAS
SCHIETTI
YELLOW - GOLD - RED
HOUSTON, TX 713-498-2003

LOVE them MODENAS
and the folks who raise them
John Augsburger
Rt. 1, Box 10
Safford, AZ 85546
Ph. 602-428-7956

ARE THERE ANY OTHER BAHA'I PIGEON BREEDERS OUT THERE?



Chiquito Loft



MODENAS

Gazzi	Schietti
Bronze-Tri	Bronze-Tri
Bronze	Black, Red, Blue
Black, Blue	White, Mag.

Am. Show Racers

Blue Ck. Blue Bar Yellow Ck. Red Ck.

6280 Zephyr St. Arvada, Co. 80004

(303) 421-4330

MODENAS

Kim & Jeanine RADEL

Rt. 1, Box 134
Spring Green, Wisc. 53588
608-588-7390

Ash Red Family Gazzi
Red & Yellow Schietti
Red Argents (Jeanine)

SCHIETTI MODENAS

Bronze
Black
Andalusian
Mealy
Red Check
Cream
Yellow Check



MEMBER

NATIONAL MODENA CLUB

NORTHLAND MODENA CLUB

WISCONSIN MODENA CLUB

ROGER & LINDA KOFSTAD
RT. 1, BOX 186, HARTLAND, MN 56042
(507) 845-2387

Tsa La Gi Lofts



Chuck Harter
P.O. Box 2005
Tahlequah, OK 74465
918-456-2697

Schietti

Andalusian - Black - White

Breeder — Exhibitor

Chuck Hermann

Specializing in Lavender, Gazzi & Schietti.
Also a few Black, Blue, Ash Red
and Brown Family.

1574 Ruth St.
Waterloo, Iowa 50707
319-234-4959

Modenas since 1934 — NMC member since 1936

Kentucky-Indiana Modena Club

Supporting The

NMC & NYBS

This year the NYBS will be held at the Louisville, Ky., Fairgrounds October 21, 1989

American Pigeon Journal

With Which Has Been Consolidated The American Pigeon Keeper and The Pigeon Loft

Devoted To All Branches Of Pigeon Raising—Fancy, Utility & Racing

WILLIAM L. "MIKE" WORLEY *Owner & Editor* JOAN M. WORLEY, *Asst. Editor & Mgr.*

The Modena Special

We would like to congratulate all Modena fanciers around the country for their support in making this special a success. Many thanks goes to the coordinator Chuck Lambooy for this efforts in organizing the material for the special. A big thank you also goes to all those who supported the special with ads, articles and photos.

Order your extra copies today as this is sure to become a collector's item.

Upcoming Specials

September will be our next special issue which will feature Nuns. Coorindator is Stan Ryan, Box 27, Hust Rd., N. Branch, N.Y. This will be the first Nun special ever.

The American Giant Homer will be featured in our next special. Sponsored by the American Giant Homer Assn., articles and photos should be sent to George Guinn, P.O. Box 153, Irving, Ill. 52051. Advertising should be sent to Jack Anderson, 5158 Philtower Building, Tulsa, Okla. 74103 or Jim Orton, Rt. 1, Box 826, Oologah, Okla. 74053. Deadline for this issue is Sept. 1, 1989.

NYBS October 21

The ever popular National Young Bird Show is scheduled for October 21, 1989. Sponsored by the Louisville Pigeon Club, the show will be held at the Kentucky Fair Exposition Center Pavillion, Louisville, Ky. Show secretary is Rita Courtney, P.O. Box 21, Milton, Ky. 40045. Be sure to get your entry in early.

Advertise Your Pigeon Show

Each month we publish a list of the dates of forthcoming pigeon shows as a service to the Pigeon Fancy. This is limited publicity for the various shows, but in order to get the greatest publicity, we strongly urge that pigeon shows carry a substantial size ad in at least one or more issues prior to the show date.

While we are glad to give clubs publicity for their shows, we feel that paid advertising will be money well spent for the success of any show. Advertising gives your show added prestige and greatly increases entries and attendance.

See page 2 of this issue for the prices of various size ads. Please call our office for further assistance, 314-456-2122. Thank you.

Late APJs

We would like to thank all subscribers for being patience with the late delivery of the APJ. Please accept our apologies in this matter. Hopefully, we will be back on the proper mailing schedule within a few months.

Travel Information For The Grand National

For travelers attending the NPA Grand National Show and Convention, Salt Lake City, Utah, January 11-13, 1990, the following information should be useful:

Delta is the official airline of the NPA Grand National Show and Convention.

Live baggage requirements as they apply to pigeons are: $30.00 live baggage charge. Carrier size limitations 40" long, 30" high and 28" wide maximum. If a carrier is presented for shipment that Delta feels that will not make the trip, i.e. flimsy cardboard, small wire birdcage; you may be required to purchase an airline approved kennel to place your container inside of. These range in cost from $35.00 to $70.00 depending on size.

Your pigeons will no longer be a surprise but will be expected. These guidelines are for our mutual protection and to aid in expediting your birds with you to your desired show destination. Please affix permanent I.D. to carriers.

The official travel agency for the Grand National is Morris-Ask Mr. Foster Travel. Morris offers 5% off of the lowest discount fare and 40% off of regular coach fares.

The toll free reservation number for the Salt Lake City NPA Convention is 800-777-2877 and ask for Ger. She will set up your travel needs regardless of your departure location.

There will be a representative in the show room for any questions regarding your departure and travel needs. Wherever the pigeon hobby takes you, call Morris-Ask Mr. Foster.

Use Your MBC Properly

Just another reminder to fanciers to please use the Micro-Barrier Container properly. Please follow the enclosed instructions carefully as well as adhering to Postal Regulations. Proper use of the container will ensure the safe arrival of your pigeons.

Please be reminded not to punch holes in the container and DO NOT overcrowd birds. Also, the Micro-Barrier container is the ONLY APPROVED CONTAINER to be used when shipping pigeons through the United States Post Office. No other containers should be used.

In addition, please do not reuse the outside box. Reuse of the outside box could lead to the reversal of the postal regulation allowing the shipment of pigeons. Please use a new outside box for every shipment.

This service to fanciers took long hours of hard work as well as many thousands of dollars to develop. Please follow the rules to ensure the continued convenience of shipping pigeons through the mail.

Renew Today!

Important Articles In This Issue

My Love Affair With Modenas
By Carl Ewert 29
National Modena Club News
By Chuck Lambooy 30
Preparation For Show
By Willi J. Richert 32
Remembrance
By Bart Copeland 33
A Tribute To Andalusian
By Manfred Ecker 34
Memories
By Russ Sapp 35
Modena Breeding
By Rick Barker 36
From Loft To Show
By Bart Copeland 38
My Experience With The Black Schietti Modena
By Kyle Wilkerson 40
Bob Weyrauch—One Of The True Giants Of The Modena Fancy
By Chuck Hermann 41
Two Story Nests
By Gene Springer 41
The Root Of All Evil—Internal Parasites
By Jay Thibodeaux 42
Breeding Ash Red Family Modenas
By Roger Kofstad 43
Breeding For The Balanced Modena
By Jim Lairmore 44
Patterned Colors In Modenas
By Dennis Weyrauch 46
Almond Magnani, A New Breeder's View
By Jim Javier 46
Tips To A Novice Breeder From A Novice Breeder
By Harvey Ricker 48
Argents Of Today
By Bob Beckerdite 49
Showing And Judging In Germany
By Marzellin Neubauer 50
Lavender Modenas
By Chuck Hermann 51
Modenas As A Learning Aid
By Layne Gardner 51
"The Smell Of The Roses"
By Franklin Estabrook 53
Salt Lake City National
By Mike Spencer 54
Quebec Modena Club Happenings
By Bernard Raby 56
Pigeon Diseases
By Bart Copeland 56
Modenas In Utah
By Mike Spencer 58
A Decade Of Difference
By Bill Henderson 59
Movable Modena Loft
By John Augsburger 60
Comparison Of European And American Modenas
By Dr. Jack H. Horn 62
From The Nest Of Grand Ma Modena 62
Health And Preparation Of Modenas For Breeding Season
By Doyle Conner 63
Breeding Modenas Today
By Dan Tucker 64
Tsa La Gi Loft
By Chuck Harter 65
Juniors In The Hobby
By Dave Cooke 66
The Northland Modena Club—A Strong Local Club
By Roger Kofstad 66
Talking To The Birds
By Bart Copeland 67
Helpful Hints
By Fred Nichols 68
Pigeonholes...Loft Ideas For You 69
Spotlight On Youth
By Jan Parrott-Holden 70
Questions & Answers
By Clair Hetland 70
Organizations 71
Rumbler Report, By Gordon W. Gilchrist 82
Mondain Matters, By Earl Golding 82
New York Combine News, By Peter Fratangelo 85
Doneks International, By Bill Jacox 86
Frillback Facts, By Tom McCaig 87
Rare Breeds Pigeon Club, By Mike Lerp 88
Classified Ad Section 97
Show Calendar 101

Moments With "Mike"

Ellis McDonald, Dora, Ala.: "...The Roller Special coming up is exciting to the Roller fraternity. I plan to take at least a half page and contribute an article. Just last week, we had a big Roller event in Anderson, S.C., it was a combination NBRC PFRC CFRC meet. There were fanciers in attendance from all over the USA. Your Journal is the 'glue' for the Pigeon Fanciers of this country. Thank you and keep up the good work."

******

Jim Harter, Genelle, B.C., Canada: "I enjoy your magazine very much although I have yet to start raising birds. I am in the process of constructing a building and flyway. This should be finished by the end of July. Your magazine has been helpful as a source of information through your advertisers. Information of this kind is hard to obtain in Canada. Thank you again."

******

Ken and Betty Bishop, Guernsey, Channel Islands, Canada: "Please find subscription enclosed for APJ for three years beginning with the July issue. I was sitting here thinking about the Modena Special which I am really looking forward to when I suddenly realized that my sub ran out with the June issue. I am getting rid of all my Modenas because of becoming allergic to them, but I intend on keeping in touch with the hobby and carrying on with my study of colour genetics, a subject I would welcome any information on. The APJ is definitely the best pigeon magazine and every month I look forward to receiving my copy even though I am giving up my Modenas, I intend to carry on with the APJ. Keep up the good work and don't forget, lots of articles on colour breeding."



OVER 325 YEARS IN MODENAS
Pictured left to right are: Carl Ewert, Bob Weyrauch, John Becker and Jim Lairmore.

My Love Affair With Modenas

by CARL EWERT, Litchfield Park, Ariz.

I would like to tell you about a love affair with pigeons. It started in 1927. I remember the year because my father died that year. He was an International Harvester Farm Implement dealer and behind the store there were six concrete silos, 75 feet high. They were filled with coal, sand and gravel. At the top were hundreds of pigeons. My buddy, Russ Maloney, and I climbed to the top at night and filled two gunny sacks with 75 birds. Two of them banded Racing Homers from Chicago. My home town of Columbus, Nebr., was the 500 mile release point for races from Chicago. I also got eggs out of the shipping crates for helping to release birds in by Rail Express. For nine years my breed was Homers.

In 1936 that changed. I got married and Modenas came into my life. My cousin Erwin Krumland worked at a furniture and floor covering store. A fellow worker by the name of John Becker had Modenas. He took me over to see them and I fell in love. I had to have Modenas. John knew that I was 17 years old and had just gotten married. He said he would give me a dollar for dues in the National Modena Club and you can have that pair of Black Schietti. It wasn't long and Henry Franks sent me a card that was their first year. I was off and running. I got Silvers and Blues from John, Blue and Bronze Gazzi from Bob Hancock, also from H.O. Keisling. Maybe some of you remember Nels Nelson. I started him up in 1939. In 1938, I went to the Nebraska State Fair. Bob Weyrauch and Roy Sandin were judging. That started another friendship. When I went into the Air Corp in World War II, I farmed my birds with Nels Nelson. Through a misunderstanding he sold them to H.O. Keisling. I started all over again in 1946 by buying birds from Becker, Ed Snowden and Chuck Herman. I went to my first National in 1951 in Des Moines, Iowa. The next week I moved to California and there I met Jim Lairmore.

That sort of explains the picture of the four old-timers with over 225 years experience in Modenas. Becker has 64 years, Weyrauch 63 years, Ewert 53 years and Lairmore 47 years.

In 1958 Bob Weyrauch imported 55 birds from Holmes in England. I got four reds and five yellows. The four reds and one yellow had the straight legs. Now all the winners have them. I owe so much to Bob for giving me that chance. Bob also has held many offices in the NMC, has had many Champions. John Becker has had National Champions and many other Champions. Lairmore has had many Champions. All four have judged Nationals, held offices in the N.M.C. Lairmore has been President and Secretary of the N.P.A. All of them are double Master Breeders.

My love affair with Modenas still continues, it fills my retirement days with pleasure. I am going to Australia in May and June to judge Modenas in Sydney, Adelaide and Brisbane, and am really excited and looking forward to it. Don Selth is my sponsor over there. I will write an article on my trip down under and if possible bring back a Kangaroo for Wayne Rife..

NATIONAL MODENA CLUB

"Supporting The Bird Of Curves"

The Best Specialty Club Monthly Bulletins and Annual Yearbook

9 District Meets - 3 Regional Meets - Annual Meet

Memberships: Individual $12.00, Junior $7.00 Husband & Wife $17.00, Foreign $18.00

Brad Wilcox, Sec.-Treas.

Box 101 **Princeton, Ill. 61356**

America's Foremost Specialty Club

For Sample Bulletin, Send $1.00

National Modena Club News

by K.W. "CHUCK" LAMBOOY, Lakewood, Colo.
Publicity Director



Here is the 1989 Modena Special! I hope that you are pleased with what you see, and enjoy the articles and the pictures. As I believe I mentioned last month, the individuals who played the largest part in the formation of this special will be the ones you are reading about. I had hoped, however, there would have been a little more interest in telling everyone how YOU are a success in whatever you have accomplished breeding Modenas, but maybe that will come next time. I have picked up some good pointers along the way, but some of the ideas that I use are different versions of the same points mentioned in the articles you are reading or are about to read.

Hopefully each of you like the front cover! This was a decision I MADE FOR THE MEMBERSHIP!!! I feel very strongly about unity and friendship, and felt that there is some dissension in the ranks. This picture IS THE ESSENCE OF OUR HOBBY, MY FRIENDS, and is needed now! The Grand Champion and the Best Gazzi each have their own page for their particular recognition.

The feature for our special will be an interview with Brad Wilcox, who not only is the bulletin editor for the National Modena Club, but is now the Secretary-Treasurer. Brad has been fundamental in restructuring the 3rd District of the club, and rekindling some of the major interest in that area. I felt that it would be appropriate to feature a man who gives almost selfless hours to this club for the betterment and still manages to remain fairly calm and unbiased. Without delay, on with the interview.

Q.: Brad, how long have you been in Modenas?

A.: I've had pigeons most of my life. I kept them up until I was drafted in the Army. I had to sell all of them then. Back in 1979, I gave my old friend Bob Pettit a call and told him I wanted to get back into Modenas. He fixed me right up, and I've had them ever since.

Q.: What colors are you currently breeding?

A.: I mainly have Red and Yellow Schietti. I'm slowly working back into Whites. I've got a few mixed colors of Gazzi, all geared to eventually breed Yellow Gazzi.

Q.: Are there any special wins that stand out in your mind?

A.: I really don't have any big wins. I've won Best Schietti a couple of times and Best Young Modena a couple of times. I guess winning Best of Color, with the kind of competition there usually is in Reds and Yellows, is really pretty rewarding to me. I've had some success at that.

Q.: You are currently the strongest promoter of the National Modena Club. What is the force behind your drive?

A.: I don't know if I'm the strongest promoter or not, but I do know I really enjoy the satisfaction promoting a show, putting out a good bulletin, or just in helping to establish our breed as the most popular breed of show pigeons. I guess the force behind me is the Modena itself. I love the breed. There is nothing more gratifying than to look at quality Modena you have raised. I could spend hours watching them.

Q.: Will you be willing to give some advice to any newcomers?

A.: I guess the most important thing I could tell them would be to keep it as a hobby. I feel that my Modenas are my escape from the everyday routine. I can't help thinking a person will get the most enjoyment out of them if he does the same.

Q.: Will you tell the readers who some of the people are who have helped you?

A.: One person would be Bob Pettit, for all the patient answers he had for my countless questions. The person who has put my stud of Modenas where they are at now would be Bob Gathright. When I decided that Yellow Schietti was my favorite color, I contacted Bob and was fortunate to get some of the best Yellow Schietti stock available. He continually sent me birds to improve what I had. Everything I have today is related to those original birds.

Q.: Would you say there has been real change in the club since you first joined?

A.: I guess I see the club a whole lot differently now than when I first joined; mainly because I'm quite active in it now with my jobs as bulletin editor and secretary-treasurer. I think the club is continually growing stronger. We are constantly making improvements on our constitutions, our shows, and our birds. I'd say overall the changes I've seen as a member are all very positive.

Q.: In what ways have the Modenas changed since you entered this hobby?

A.: I'd say in overall quality, there are so many good Modenas today. The competition is so tough, a person has to have a certain amount of luck to go along with his good Modena. I think ten years ago when I was getting back in, a person could walk up and down the show aisles and easily pick out the winning bires. I really don't think that is so now. There has certainly been some noticeable improvement made in the Modenas of today.

Q.: What in your mind will the future be for the National Modena Club?

A.: I think as long as we all center ourselves to the enjoyment of the hobby and the Modenas, the future can only make our club grow and expand. We all share a mutual love for Modenas, so who knows; if we all pull together, maybe someday we'll be shooting for a goal of 1000 members.

Q.: What are your feelings on the prices charged for birds today?

A.: Like everything else, the prices are escalating. There are pros and cons about the higher prices. The only comment I would make on them, is that if a person sees a bird he feels will help improve his stud, the bird is certainly worth paying more for than several birds at less expensive prices.

Q.: Since you are just beginning to judge, what is the criteria you use?

A.: Being fairly new at it, I hesitate when I answer this. I know myself, I can pick out a good Modena. I guess I worry about pleasing everyone else. We all know when you are asked to judge, you can't please everyone.

I like to walk up and down the class first to kind of size it up. I then like to go back and handle each bird and try to give it a chance to show for me. After I have gone through the class, handling each of them, I try to sort the top half and the bottom half. After that I go through the bottom half and start sending back the lower placing birds. I'll do this until I get down to a comfortable number of birds to judge through and place. Then I try to place these birds and make my final decisions. I'm sure I've got a lot to learn, but I feel you have to have some sort of system to work and improve on.

Q.: Do you feel that the Modena hobby differs across the nation?

A.: Each area of the country would

like to feel they are the stronghold for Modenas. I really don't feel that any one part is stronger than the other. Maybe in numbers. What I'd like to see, and I feel we will, is that we all strive to improve the birds and the hobby, no matter where we live. There are good birds throughout the U.S. and Canada.

******

To all of you, Modena breeders or otherwise, I hope that you have enjoyed reading this special, and hope that we will be able to have another one in years to come. Best regards to you all!!

June News

[Editor's Note: The June news for the National Modena Club was inadvertently put in with the July Modena Special articles. Sorry for the error.]

While in Peoria for our last Grand National, I enjoyed the gathering of many of the members of the National Modena Club. At that meeting, it was announced I would be the publicity director for the club, and all of the duties that came with it. One of the duties, happened to be the 1989 coordinator for the July issue Modena Special. Let me tell you this did not turn out to be the "piece of cake" I thought it might be. I was calling and writing, and calling and writing, and when that first phone bill came, I thought I would be moved out to the loft. Fortunately, my wife did realize that I had too many birds and that wouldn't be fair.

The time vanished! My deadline is gone, and the panic and work and asking did pay off. There were many who decided they would not participate and hopefully they will again in years to come; I think we all have that opportunity. For those who did participate, I hope that you all are pleased when the issues comes out and again thanks for your help in making this possible.

At this time I would like to mention that those people who helped the most will be recognized throughout this issue. Please don't look for any bias or favor in this special, but simply the accomplishments of those who will be included. There are many years of preparation going into the pictures and articles, and research you see, so please take advantage of that.

When I began, I asked for the viewing audience to recommend to me any of the individuals around the country you would like to read about. Well, where in the heck are you? Do you all know everything about everybody, or is it that there are so many proud people that you are simply afraid to ask? I had said that I didn't want to write about "John" and "Joe" going to "Bill's" house to have iced tea and see Bill's birds, but there is no alternative for this particular issue.

Well, I will tell you that I have just returned from a great trip into Kansas, and the visits with several of my friends, and what they are doing with their birds this year. My first stop was Ray Whitmer in Elkhart, Kansas. Ray is a long time friend, and is currently breeding the Magnani color in Modenas. Doing this he is using several colors including the Bronze to produce these Mags. I have a very good feeling that in several years, the people around the country will have a very hard time being abe to recon with the Mags that will be coming from Ray. However, for someone who does not really breed Bronze, his is really getting some nice ones. After a couple of days there, I made my way to the home of the MASTER, Willi Richert. During several of our conversations and my dismay at the loss of the young that I was experiencing this year, I find that I was not the only one, and Willi has also experienced the same. (Many others also). Going to Willi's is almost like being a kid again, and being taken to the world's greatest toy store. Once there, you can look and look and if you are lucky, you can buy a couple of these great toys to take home. Mostly, my visit is made-up of learning sessions. Willi has proven to me time after time that he is truly worthy of the title Master Breeder, because of his ability to tell you what will come out of a mating, sex a bird even before it is banded, and produce exactly what he sets out to produce. Being able to do this and still remain just a person, not a mogul buying what wins; he makes what he wins, and does it very consistantly. So Modena people, fasten your seatbelts, because I am predicting another Willi winning year across the country for 1989. When I left Wichita, and headed back to Elkhart, I couldn't forget to stop in Pratt and see Ed and Rhonda Kasselman. Ed and Rhonda breed Red Gazzi and they, like everyone else, have had a slow start, but will be catching up very soon. I hope to have them in a feature article in the coming months, I only wish for Ed's sake that more people would start getting interested in the Red Gazzi, because there isn't much in the way of competition.

Well, now I am back home, awaiting the banding of quite a number of my own birds, and looking forward to our vacation in California, where I hope to be meeting with several of the California breeders to see how they are doing, and hopefully can have another article on what I am able to see there.

Until July, I wish everyone well and hope your season is very successful.



NMC CHAMPION

No. 641 Black Schietti Cock is a NMC Champion. — Bred and owned by Willi Richert, Valley Center, Kansas.



Preparation For Show

by WILLI J. RICHERT, Wichita, Kansas

Over the past 25 years, I have read many articles pertaining to show preparation. Many fanciers share their "secrets" with us. Their ideas are definitely beneficial, however, some are more beneficial than others.

Most of them give information relating to feather condition, cleaning feet, and trimming toe nails, beaks, etc. Even though these facts are important, they only prepare a Modena cosmetically, and not totally as a proven show specimen. As in any competition, the competitors must be trained, or conditioned, to the best of their ability, for best results.

The training doesn't start two months before show season but before the youngster is even hatched. I will try to describe what has been helpful in my program and hopefully it will be of benefit to others. Though I breed from 72 breeding pair, banding approximately 400 young, this system works just as well for 12 pair and raising 60 young.

First of all, we must understand the needs of our breed. The Modena is very territorial and active. It has even been considered aggressive by some, though this is not always the case.

My own breeding lofts are 10' x 12' each with breeding boxes of 3' x 30" x 24". They have fronts on them that make it difficult for the squab to leave the nest box too early. The loft is also equipped with plenty of box perches measuring 10" x 11" x 9". I always suggest at least 25% more box perches than birds to fill them. The box perches work well for Modenas because of their body and feather type: upright bodies, short, upturned tails, and straight legs. This type of perch works great for Modenas but wouldn't work, for example, on feather-legged breeds. Poles, v-perches, or landing boards are the worst type of perch for Modenas.



BEST YOUNG WHITE

No. 81-88 White Schietti was Best Young White, Peoria National. — Bred and owned by Willi J. Richert, Valley Center, Kansas.

When the squabs are approximately five days old, I begin to handle each one of them at least every few days. I do this until they are approximately 4½ to 5 weeks old, or until the parents start to wean them. By checking the youngsters throughout the nesting period, we keep them from losing proper development. This close contact enables me to check the growth and health of each squab. It also allows the young bird to become accustomed to a human's touch. Once, a squab becomes "flighty", or aggressive, it becomes even more difficult to tame later. All of us have seen youngsters that fight with us when we put them in a show coop; flapping wings, biting, and generally uninterested in their surroundings.

When they are five weeks of age, I place them with other youngsters in a weaning pen. It can be made in various sizes. I personally use a three pen system that measures 2' x 4' to handle the numbers that I breed. The most important factor is to have open vessels of food, water, and grit. This is a problem for sanitation so the bowls must be cleaned often. The occupants must be marginally crowded and approximately the same age. There should also be at least one youngster that can readily eat and drink on its own so that it can teach those that don't know by example.

By using a weaning pen, I accomplish several goals. First, the birds don't lose any body from the transition between parents and weaning. Secondly, I continue handling and letting the youngsters grow accustomed to various show coops (sizes) and activity such as noise, movement, and other changes. I place them in show coops both inside and outside of the show room, with several hours passing before removing them. Under no condition should a show coop be kept in the breeding or holding pens. If a bird becomes too familiar with entrance and exits, it will spend most of its time getting out.

The final and most important reason for the weaning pens is that they are an excellent tool for keeping the birds calm. Most of the time at weaning, the birds have not become aggressive yet. If they are handled gently, and coupled with many other birds in a small area, they seem to get along better, many times laying down together as a group.



NMC CHAMPION

No. 396 Yellow Schietti Hen is NMC Champion. — Bred and owned by Willi Richert, Valley Center, Kansas.

At approximately 7 to 8 weeks of age, a bird should be placed into a colony holding pen. This pen should consist of unsexed birds or mixed with hens. Never should a youngster be placed with cocks, especially with old ones. Never crowd your youngsters once they enter into a colony holding pen. At this point they are growing new feathers. Why let a marginal bird ruin the new feathers that must last the entire show season?

By this time the youngsters are placed in show pens for only two more weeks. After this time, I discontinue handling them until they have completed most of their moult. During the moult, the birds dislike handling. In addition, by handling a bird during moult, it is possible to ruin it for show.

Probably the most abused tool we have is a judging stick. The stick is only to pose a bird that will not respond to hand posing. Many exhibitors and judges alike use a stick to discipline instead of pose. Use the stick by working from the beak to tail, going along the bottom line. If you go across the top you encourage crouching. Also, do not hit the cage top or bottom when judging as it

distracts the birds close and they may already be posed.

I feel the major contributions to ruining a show bird are handling too much, especially if it is fighting you back, and talking, or making recognition sounds, especially to a hen. There is happy-medium between taming a bird too much and not working it enough. It both cases, the bird will not show well.

In addition, if a bird starts to become too familiar and wants to dance or fight, then it should be moved to a pen outside the loft where it becomes unsure of itself. Finally, and most importantly, never handle a bird when you are not in a correct frame of mind. Birds are mood sensitive, so being upset while handling the birds does neither of you any good.

Of course, there are many other items necessary to cleaning and feeding, trimming, which have been covered by other writers, but this system is also important. By American judging standards, the bird must be physically and mentally able to show off its attributes to the best of its ability. This can only be done through the breeder. Nothing is more beautiful than to see any beautiful breed come to station and show.

It is my hope that this portion of show preparation will be beneficial to others, and though time consuming will also be rewarding in the show room.

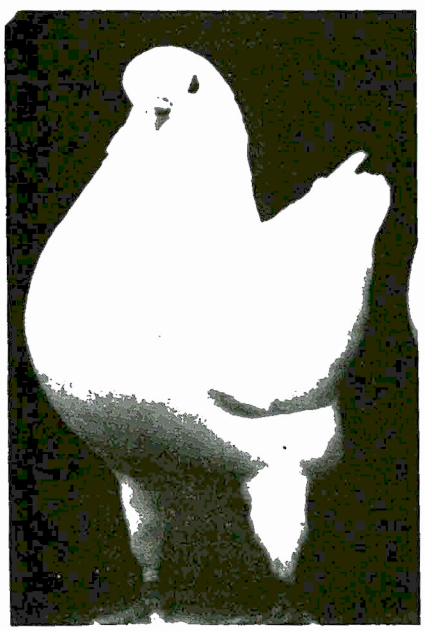

NMC CHAMPION

No. 872 White Schietti Hen is a NMC Champion. — Bred and owned by Willi J. Richert, Valley Center, Kansas.



BEST MODENA

This White Hen #322-88 won Best Modena, Best Young Modena, Best Schietti, Best Young Schietti, and Best Young Schietti Hen. This hen along with white hen #835-84 was removed from Bart Copeland's loft by someone. A reward is being offered for her return, no questions asked. — Photo from Bart Copeland, Irving, Texas.

Remembrance

by BART COPELAND, Irving, Texas

No. 322-88 wasn't a perfect hen by any means, not even to the eyes of a proud owner. She did possess some nice qualities though that earned her the 1988 Fifth District Title of Best Modena over 402 other entries. Her power face retained that sweet hen expression and her back skull for a hen was extreme yet rounded to a nice full bell neck. Her best asset and quality by far was station which allowed her to hold her natural show pose indefinitely without tiring. She never broke down during judging.

By now you've recognized I've been writing in past tense. Yes, it's true 322-88 and 835-84 white hens coops now stand empty except for their mates. I ask whoever took these two birds that you don't destroy them but offer them the same care and love the Copelands had promised them. They will surely provide you quality offsprings and many years of enjoyment. I appreciate you leaving the two cock birds that were mated to the hens.

A Tribute To Andalusians

by MANFRED ECKER, Lake Forest, Ill.

Black is one of my favorite colors in pigeons. I was always fascinated by the rick black color with emerald green sheen. At the 1977 Dayton National, I bought a Black Schietti hen. I needed a Black cock, but all were either sold or not for sale. Then I talked to Bill Bunnell, and he said, why don't you use an Andalusian cock. He explained that a black/andalusian mating would produce 50% black and 50% andalusian. Also, I would be able to exhibit two co'ors at the shows. I liked his idea and bought the Andalusian Schietti cock.

Breeding season was just around the corner - I was anxious to pair them up. The hen was big bodied but lacking in the neck; the cock was medium in size, a little long, average color but he had a powerful head and neck. The pair raised six young, three Black Schietti and three Andalusian Schietti. The body type improved, but the color on the Andalusian was not too good. I kept the Blacks and one Andalusian cock. In the Fall while at the shows, I looked for a hen suitable for the young Andalusian cock. In Iowa, I found a really short Black Schietti hen. This pair produced three Andalusian from which I kept one hen - she was really superior. At the shows, she won best Andalusian many times, however the classes were very small.

I liked this hen very much. My hopes for Andalusians were high and I started to concentrate more on this color. But what a disappointment it was when next breeding season all the young Andalusians were below average or worse! The good news was that I made rapid improvement on my Black Schiettis. The following season, I mated my best Black Schietti to my good Andalusian hen. The quality of the offspring was twofold; one of the young was really good in color, the other had poor color, but was very good in body type.

The following breeding season I used the poor colored Andalusian and mated him to the granddaughter of the original Black hen. What a beautiful Andalusian cock they raised. It was my best Andalusian so far. In tracking back my records, I found that I have raised good colored Andalusian from poor colored parents (spread of genes). The Andalusian factor shows in many different expression. For example: with lacing or without lacing, with bronze or without bronze, light body color or dark body color, the lacing can be very fine stencil or rather wide. Black Schietti will mask bronze, but in Andalusian bronze presence will show. I also found out that in most cases of my Andalusian/Black matings, the Black offspring would be suerpior. I figured my Blacks have stronger genes, they dominate over my Andalusians. I thought from my experience, I am smarter now and will raise better Andalusians and more consistently. The next breeding season was below average, no improvement. I lost another year. How disappointing!

Unfortunately, I attended the Lincoln National and picked up some sickness. Disaster struck! I lost many of my breeding birds and it ruined my 1983 breeding season. After one month of breeding I broke up my pairs and was able to save only one youngster by handfeeding. It was an Andalusian Hen and very tame. She is now my pet and goes with me on my daily rounds to the lofts perched on my shoulder.

The following year, I just tried to rebuild. I had two Andalusians to work with. To produce more Andalusians, I mated Andalusian to Andalusian. Luckily, I still had my Andalusian cock and I mated him to my pet Andalusian hen. To my joy they produced a homozygous Andalusian hen. She had a wide head, full neck, and her body was short and well rounded.



Andalusian Schietti Modena, OH #307, bred and owned by Manfred Ecker, Lake Forest, Ill.



Black Schietti Modena, OH #473, was Best Black Schietti at the Peoria National. — Bred and owned by Manfred Ecker.

I could hardly wait till next breeding season. Many thoughts came to mind of which mate would be best for her, finally I decided on a strong, pure Black Schietti cock, related to the hen and also a young bird.

One of their young always caught my eye. He developed so well and had perfect color. The youngster grew up to be a wonderful Modena Andalusian cock #610. Soon came show season, and I was happy to exhibit a beautiful Andalusian Schietti. In his first three shows, this bird won his champion certificate. And in his fourth show at the National in Peoria, Illinois, at the largest Modena meet ever held, he went on to win Grand Champion!



Bronze-Tri Modena Hen, #216, bred and owned by Doyle Conner, Belle Plaine, Kansas.

Memories

by RUSS SAPP, Mt. Holly, N.Y.

By the time you get to the end of my article, you will realize that I am not a writer. However, being a co-ordinator myself for a Modena APJ Special, I know how one feels. So, I will try to do my best and hope everyone enjoys going down memory lane with me.

Many of you in the show circle today do not remember one of the greatest pigeon men of MY time. He was not only a Modena breeder but a breeder of many breeds and had champion of many. He drew up our Modena standard along with other standards and a great bit of art work. In fact, our Blue Book, the yearbook of 1971 was dedicated to H. Eric Buri. He painted all the color in that book. Herman, you will never be forgotten, as your name comes up many times. One of our local greats was John Jensen from Ottsville, PA. He was a true lover of feathers and fur, and to prove that one had only to visit his home where he kept everything that he could keep, including that small goat of his; I know many will remember him. Another great man was a man who bred Runts and Kings, and then moved into the Modenas. He would only bring two birds to a show, saying, "That's all one needs to win!" And win he did! A great Blue Gazzi breeder, Louis Orban of Bordentown, NJ. Going a little distance now, I would like to stop at C.E. Raffensberger's home in York, Pa. He was a great Hungarian breeder, and then later became involved with the Modena. He became a great judge of many breeds — Raffy, you will always be missed.

Going down to Lexington, KY, we should now stop at the home of L.F. Rue. Here was a man of great Red Gazzi and Bronze Gazzi and a true Gentleman in the showroom. On to Georgia and another fine man, Irv DeGaris. This man could really judge the Modenas - a true southern gentleman. Now, on to Texas, not only a big state, but OH what memories! Johnson, Barr, Evans, Butts, Drawe. I could go on and on, not only with Modenas but also with another favorite breed - the French Mondaine. Before leaving Texas, let's stop down at McAllen, and say hello to one of the all time great Modena breeders and judges. He could take the wildest birds, go down the cages with his pennies, and come back with a tamer bird ready to show. R.N. Hancock, better known as Daddy Bob, the man who put me on the road to breeding three National Champions. Daddy Bob I will remember you as long as I can see the light of day. Now let's go up to a state where they really breed Modenas - Wisconsin. Boy, have I seen the Modenas from that state, and also the fanciers have always been kind to me. I'll never forget Vern Baker when Hancock and I judged the Milwaukee National, and I placed his Bronze Gazzi for Best Gazzi, only to be beaten by a good Yellow Schietti of John Jensen. Others in Wisconsin George, Doris and Mary Ann Weber, they were there when we needed them most — Thank you all!

We will always be reminded of I.H. Zauntner, and thanks to you for such fine Blue Gazzi.

On to Iowa and Don Hagen, a real lover of all colors but especially the White Schietti. Around to all of the Sandin family - a truly fine family, and really nice to see Roy at the Peoria National. Chuck Herman, one of the men behind our whole show of today. Yes, it was Roy Sandin, Chuck Herman and Henry Franks who started the National Modena Club many years ago. While in Texas again, let's stop a minute and remember R.R. McGregor, Al Peck, Olin Johnson, Norm Lindsay, and the great Bob Gaithright. North Carolina, Holland Webster. State of Washington John Fordon and C.H. "Ike" Baum. Stopping a while let's say hello to John Becker also known as Becker and Green, that goes back a couple of years. Monroe Green, H.O. Keesling, Dodd Young. California, like Texas is not only big, but have they got the Modena people. Bob Weyrauch who to me was one of the greats. If you have never met this man, you have missed out on a lot of the history of the Modena. I remember the time when he and Carl Ewert were referred to as the Golden Boys — a great pair!

While in California I can't overlook Jim Lairmore, Norm Lofing and many, many more. You are all great and have played a big part in the history of the Modena pigeon.

Now Carl Ewert lives in Arizona. Most of the time, he was collecting the wins of the most national champions won by any individual to date, he was living in California. National Champions for Carl is now 7 - what a tremendous breeding accomplishment. Also, let's remember Jim Manship who had champion with a white Schietti in 1978.

Let's go back to Mt. Holly and say hello to Wayne Rife, a great Modena breeder. A real great who did something with Blue Gazzi that no one has ever done. He had champion Modena with a Blue Gazzi young hen at the Des Moines National, and the following year the same bird was champion as an old hen at the Atlantic City National. Quite a bird and quite a fancier to do something like that. A few last lines on myself. I was past president of the NPA and a band distributor for 33 years. I have been lucky enough to win every award the NPA has to offer. Past president of the Philly-So. Jersey Pigeon Assn., and now treasurer for 17 years - a club that has hosted nine nationals. Past president of the National Modena Club and band distributor for five years. I have attended 31 of the last 34 nationals and three national champions and judged at three nationals in Milwaukee, Ft. Worth and Albuquerque. I have also had the opportunity to judge the N.Y.B.S. in Louisville. I have been very busy with this for many years but I have enjoyed every minute.

In closing, I would like to say, I hope that you have enjoyed this little walk through the past and some of the present. The next time that we have a special like this one, remember who the coordinator is and give them a big help - YOU will be the one to benefit from that help!

MODENAS

Gazzi
Red
Black
Bronze
Dominant Opal
Andalusian

KERRY HENDRICKS

Schietti
Black
Bronze
Dominant Opal
Andalusian

5780 Recreation Drive • West Bloomfield, Mich. 48033
313-682-1411

Modena Breeding

by RICK BARKER, Long Beach, Calif.

Over the course of 28 years, I have had the opportunity to visit Modena shows and breeders in over 25 states and three countries. During these visits, a pattern has been noted. The competitive breeders, knowingly or not, all tend to follow basic formulas.

Keep Your Loft Manageable

For most of us, this means maintaining a small stud (10-20 pair). With pressures of raising a family, work, etc., one cannot do justice to a large loft of birds. Fanciers end up spending a few minutes a day feeding and watering and not much else. Furthermore, great birds come in bunches of one, real good birds are not that much more plentiful. With a large stud, many mediocre birds are bred with mediocre results. Occasionally, one will find a successful breeder that can handle a large stud. But these fanciers make the time (or are retired) to devote two or three hours daily to their birds. Most breeders don't fall in that category.

Specialize in Compatible Colors

The great majority of successful breeders specialize in just one or two colors or color families. This is a difficult concept for a newer fancier since many colors are normally acquired or desired during the first few years of breeding. Therefore, I usually direct the new breeder to the pattern birds. The Ash Reds, Blues and Browns, in check (Tri) or barred pattern care very compatible and offer a wide choice of colors. If one is restricted in space, nine or ten pair of patterned Schietti can offer the breeder the potential to compete in up to 12 colors. If you add the Gazzi factor, the potential doubles. This may seem a bit contradictory to specilizing, but if the above is followed actually only three color groups are being bred. Self colors are best kept to themselves.

Be Selective

Prior to the breeding season, proper consideration must be given to each pair. Producing quality requires careful planning and all pairs should have merit. Every pair should have the reproductive capabilities of improving your stud of Modenas. Therefore, breeding decisions should be based on logic rather than emotion.

In my own loft, I seldom breed more than six pairs of a color. For instance, in Black Gazzi, six pair were bred this year with an extra cock and hen retained for future matings. In the case of the extra hen, her mate for next year has not even been banded as yet. I could see no advantage in breeding the extra pair since they would not compliment each other. In all breeding programs, certain goals should be established. My goals are to replace 25% of my breeding stock yearly with young birds and to have a long range plan of 3 to 5 years to establish better physical properties in my stock.

One often hears the quote "breed strength to weakness" in order to compensate for the faults. My belief is that one should breed "strength to strength" in order to perpetuate the desired points. While all birds have faults, there are enough good birds available so that one should never have to breed to a major fault.

Promote good traits and eliminate average birds from your loft. The adage "like begets like", seems true for Modenas. Select only those birds that can upgrade your breeding program. Far too many fanciers compromise their breeding program by breeding average Modenas.

Hens

The key to any long term success in breeding of Modenas lies in the quality of your hens. Apparently this is true in other breeds as well. (A.P.J. February 1989, Show Racer Hens, Hodson). In my opinion, the ideal Modena hen is wide bodied and short with this width carrying across the back. Never, never breed from a long, narrow hen. The chance of ever breeding quality out of a narrow hen is slim.

One can't have too many good hens. Hens transfer power to the younsters more readily than cocks. The ideal mating to me is a medium sized, slightly overstyled cock with







THREE GENERATIONS OF WHITE COCKS

First photo is White Cock #630 who was Best Modena, 1988 Pacific Modena Club Annual Meet, Fresno, Calif.; and Best Young Schietti Cock, 6th District Meet, 1988 Pageant of Pigeons. Second photo is White Cock #87-332 who was Best Modena. 1987 Pageant of Pigeons; Best Schietti, Western Regional, 1987 Salt Lake City; and Best White and Reserve Schietti, 1988 Portland National. Third photo is White Cock #86-488 who was Best White, 1986 6th District Meet, Sacramento, Calif.; and Best Old Schietti Cock, 1987 Western Regional, Salt Lake City Western. — Birds bred and owned by Rick Barker, Long Beach, Calif.



WINNING MODENA
This Silver Dun Gazzi Old Hen #1125 was Best Young Gazzi, 1985 7th District, Snohomish, Wash.; Best Gazzi, 1986 6th District, Sacramento; and numerous times, Best of Color. — Bred and owned by Rick Barker, Long Beach, Calif.

good legs to a wide bodied powerful hen. If the hen has a very full face (cheeks) and round head, so much the better. This type of mating has been observed in many different lofts with a good deal of success.

Trios

We read of polygamous matings occasionally and usually among the racing enthusiast. But over the years, I've had reasonable success in breeding of trios in individual cages. This allows the outstanding cock the opportunity of passing his genes to more than one hen in a breeding season. This set up also allows the exhibitor that enjoys experimenting with genetics the opportunity of persuing that interest without harming his potential of breeding show birds.

The individual breeding cage should be at least 3' x 3' x 2'. It is very advantageous of having a landing board or shelf installed. To avoid fighting, introduce the two hens to the cage for a week. After the hens are compatible or even paired up, introduce the cock. Usually the cock favors one hen, and will share nesting responsibilities only with that hen. The second hen will set and raise the young by herself until the squabs are about two weeks of age. At about this time, the cock will join the second hen in feeding of young.

The success ratio of breeding in trios is roughly 60%. If fighting occurs, it is usually between the two hens. While not breeding trios now due to lack of space, my next loft will be designed to implement this type of breeding on a large scale.

Pen Room

W.F. Holmes, the famous Modena breeder stated, "If you are to be successful in Modenas, you must accept the fact that the pen room is more important than your breeding loft." This statement simply cannot be contested. There is a tremendous bit of luck in breeding show winning Modenas. However, one increases the chances of winning dramatically with proper training. I know most of the top breeders in the country and all spend a substantial amount of time training their birds. The saying "the harder I work, the luckier I get" could aptly describe the successful Modena breeder.

• 7 NATIONAL CHAMPIONS •
• 9 BEST SCHIETTI AT NATIONALS •
• 1 BEST GAZZI AT NATIONALS •

Master Breeder & Hall Of Fame Recipient

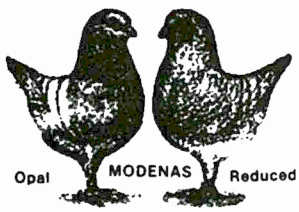

Champion At Shows In 11 Different States

Carl Ewert
7715 North Sarival Avenue Litchfield Park, Ariz. 85340
— INTERNATIONAL JUDGE —

Mike Williams
& The Girls
6917 Bentley Place
Roseville, Calif. 95661
Work: (916) 969-7718
Home: (916) 791-2718

"If you're in Northern California come visit my lofts."

Modenas
In Blues, Mags, Browns, Ash Reds, Bronze
Schietti & Gazzi

From Loft To Show

by BART COPELAND, Irving, Texas

My interest was to design a loft with all the features and ingredients necessary for my Modenas comfort, health, and productivity. In addition I wanted to construct the structure and interior in a manner to assist in the ease of its care and maintenance. To accomplish this I gathered ideas from every loft I visited, then built into mine the best of each. The planning has paid in mega benefits and the loft can easily be classed as one of America's most efficient for its maximum output from a minimum of space and because of the labor saving equipment.

Some of the features of the four breeding pens and two young bird pens are:

1. Automatic timers on the lighting system.
2. Automatic Little Giant waterers.
3. Automatic gravity flow medication vitamin watering system.
4. Automatic gravity flow feeders (cafeteria style).
5. Automatic door closers on every pen door.
6. Community breeding pens with 59-24"x24" compartments that accommodate two nest frames.
7. Sheet rocked, paneled, and Haydite blocked structure with R19 insulation value, fully closable during winter with slide windows and storm doors. Wind turbines with no direct drafts.
8. Forty hole indoor showroom 24 outdoor show coop holes.
9. Cone shaped grit feeders.
10. Nine individual outdoor coops for isolation or breeding.
11. One 16 compartment breeding pen with full dowel fronts.
12. Outside bath and sun pens.
13. Feed storage room with cardboard barrels for feed and hay.
14. Adequate cabinet space for dust free storage.
15. Band dispensers board to hold four hundred bands.
16. All items except grit feeder built up off floor for easy cleaning and raking.
17. Doors large enough for entrance of wheelbarrow.
18. Two 10'x12' open air full sun young bird pens.
19. Bottomless nest frames.
20. Wall type box frame roost with closures for breeding season.

Cedar fiber is used as litter on the floor and in the breeding compartments. It is a small particle composition. It's easy on the birds feet, a fast absorber, a natural material to the birds and emits a pleasant aroma which is a plus for a city Modena breeder. My source supplies 70 lb. bags at $4.15 and one bag's volume is adequate to nicely cover an 8'x8' area. Loss is minimal when raked and used litter can be applied to plant beds as mulch or burned.

Normally each loft contains three feeders securred to the wall. One for commercial mixes of grains, one for pellets, and one for specilaty feeds according to the season or need, such as wheat, peas, corn, milo, sunflower seeds, peanuts, rice, or high protein feeds, such as trout feed, calf mana or poultry booster pellets.



Inside Bart Copeland's loft showing 40 hole showroom and 16 compartment breeding pen.



Band dispensor holds 400 bands in the loft of Bart Copeland, Irving, Texas.

The roosts are boarded over during the breeding season to keep the hen and cock in the compartment together. Even though carpet pad is used below the hay in the bottom of the nest frame for insulation it's still most important both birds are together for fast switches of setting the eggs and squabs. This could be considered a major factor in banding 104 squabs by 3-31-89 as fewer eggs and squabs were lost to chilling.

Open community breeding pens create a very productive atmosphere due to the competition which drives the cocks to work harder. Cocks may have to be isolated periodically to allow weakened or stressed hens to eat and drink. Observation of these community pens have revealed non monogamist birds to be rare. The hen and cock both in the compartment together appears to strengthen their dedication to each other.

Every breed of animal and fowl are ranked according to their strength within their society by their society members, the same as man. In Modenas it's referred to as the

"Peck Position". Every bird in your loft is aware of where they rank in the group to personally survive most comfortably among the most dominant and weakest. The "Peck Position" can be used to reduce fighting during mating. First of all every hen in a color is placed side by side in judging coops. One cock is then brought out and it's qualities are compared against every hen until 16 pairs are matched as perfectly as possible. (bloodlines and genetics are only mildly considered and this method has elevated the strains quality yearly).

The 16 pair are then placed in nestless individual closed compartments with ceramic feed and water bowls for 7 days. On the eighth day the 16 pair are released into another breeding loft and allowed to pick their own desired compartment according to the "Peck Position". The birds settle fast with a minimum of disputes. This is not to say there won't be a rogue cock that has no consideration for the "Peck Position". He most likely will disturb the entire loft continuously. Birds of this nature should be moved with their mate to an individual coop for the season.

Ten days after the hens lay every egg is candled. Infertile eggs are discarded so the hen will recycle. Removing the eggs prior to this time schedule could throw her cycle off. Hens standing over the nest but unable to lay due to an off cycle are given fertile eggs to start their cycle. Assure you mark your record of these switches.

During 1988, 60 pairs were remated three times which expanded the pairs to 180. This is important when trying to discover pairs that click and will triple your chances of producing quality.

It is rare for a pair to "click" or produce better than themselves. When this occurs it most likely indicates both the hen and cock's delicate DNA, RNA, and immunity components have peaked simultaneously. Do not disturb a pair that clicks for these most sensitive factors will cycle beyond its peak and the pair may never throw such quality again.

It is important to handle the squabs each day to build an understanding and trust. Go ahead, say a few words to the little fellows, even set them in a show coop for a couple of minutes. As the birds mature increase their show coop time, working

(Continued On Next Page)



The loft on left contains three breeding pens, feed room and 40 hole show room. On the right, Bart Copeland's loft was 16 dowel front breeding compartments.



FROM LOFT TO SHOW

The first photo shows Bart Copeland's dry storage cabinet; second photo shows his 16 compartment paneled and full dowel fronts; and third photo is the dry storage/breeding records.

them, with your hand and a judging stick. Once the young are grown your commands and hand motions should have progressed to be effective. Assure you never scare or hurt a young and never have anything stored on top of the show coops. This will cause the birds to have a tendency to crouch which becomes habit. Birds that are easily spooked, high strung, or extremely nervous are normally hopeless as show candidates. The final stage of coop training takes place in the outdoor judging coops as it places the birds under stress conditions similar to that of an actual show. In addition a radio is played and ribbon streamers are attached to an oscillating fan to simulate the motion and sound conditions of an actual crowded show room. I will also slap and bang the show coops, training the birds to retain their show pose no matter the disturbance a judge or gallery might present. During indoor training the judging coop doors are left open, teaching the birds not to escape in case a judge leaves a door open.

Earlier in this writing I advised of the young bird pens in full sun. I'm sure this got some veterans attention in that sun would fade the colors. Very true, so I put my blacks and andalusians on a special diet 30 days prior to a show that will renew their color to its deepest hue and fullest sheen from the inside outward. If it's necessary, a small amount of a mild non greasy bath oil in their bath water will finish the birds out nicely.

To prepare the birds for a show I use a mild soap in the bath water 10 days or so prior to the show. This is the last bath I allow the birds to take prior to a show in order to assure the natural plumage oils are not washed away. Beaks and toenails are clipped a week prior to a show. This time allowance is important for the bird to heal in case you over clip into the quick. The birds legs and feet are cleaned, the night before a show with a fast drying lanolin based product to remove scale and brighten the skin color to it's richest. Final touch ups are done prior to judging. At this point I feel like I've fulfilled my duty in giving my show team every advantage. I purchased good stock, provided a good home for them, provided a good balanced diet, trained and groomed them, and most important, gave them my loving care. Now the rest is up to each bird and the judge.

In closing I must say the joy of breeding, raising, and showing my Modenas drastically minimizes any work that goes into the hobby. I sincerely desire some of these mere words are considered informative to some breeder to expand their enjoyment of the Modenas as well. □



Two 16 compartment breeding pens separated by interior wire wall that are used by Bart Copeland in his loft.

My Experience With The Black Schietti Modena

by KYLE WILKERSON, Rockport, Ind.

Having been asked if I was going to write an article for the Modena special, I felt it was my obligation to contribute to this great special somehow. First, I would like to tell you a little information about myself and how I got started raising the Black Schietti.

I am a banker and a farmer, by profession. My first introduction to the Black Schietti was in 1974 at the NYBS, when curiously I strolled over to the sale and trade area and found a real nice pair of Blacks owned by Hamlet White. I invested $25 in the pair and later that year I also purchased another pair of beautiful blacks from Dr. Sam Peavey of Louisville. With those pairs I started my first stud of Modenas. The birds were relatively nice, straight legs, good color, but lacked in size and substance.

Then in the early 80's I purchased some real nice pairs of Black Schietti's from Willi Richert, that more changed the whole complexion of my birds. The birds were much bigger and shorter to combine the power needed to raise youngsters that were comparable to the standard.

My views on breeding the blacks are only a collection of observations that I've used for several years and could apply to any color. And with the help of some of the finest Modena people in this country, I've found them most useful in selecting and culling Black Schiettis. A few areas of particular interest come to mind when I think about the qualities I try to breed for and the areas of concern I've tried to avoid. First, and you'll hear it most often, is start with birds with good color. This is very much a primary concern because so many blacks have a slaty or rust look about their feather. A deep rich black or beetle black is what we're looking for. Also, try to avoid blacks that crouch and birds with loose rump feathers. Blacks are well known for those two faults and especially if you're closely linebreeding a strain of birds, it can be very difficult to breed out.

Try to keep birds with straight legs and good leg setting. By that I mean the legs from the side view, are centered in the middle of the birds body. Select Blacks with a pleasant, or sweet look about their face. Large wattles and long slender beaks should be treated as dominant, along with droopy-eyelids and I would cull them in a minute.

My views are of few, but I think I've touched upon a few key points that might help a beginner first choose his or hers first Modenas. Remember, you're not going to go to the top breeders lofts and pick out his best to take home. Believe me, we've all tried it and it never works. But most are willing to let you have some respectable birds to get started with. Purchase the best you can afford and keep working them until that certain pain achieves what you're look for. Take advice from the top breeders and people who have a sincere interest in helping our newcomers. It's a great hobby, enjoy it while you can, I do every day. □

Bob Weyrauch—One Of The True Giants Of The Modena Fancy

by CHUCK HERMANN, Waterloo, Iowa

I first met Bob in 1935. I already had a few very poor quality Modenas, but Bob fixed me up with my first quality birds. At that time he had a very small, but good stud of Red, Yellow and Bronze Gazzi. He still lived in Iowa Falls, a small town about 50 miles west of Waterloo. The next five or six years went by fast, but one thing that stands out for me, was the Dec. 6-7, 1941, Des Moines Show. Bob was there, as was Carl Ewert, and John Fordon, with the Sandin Family, as usual, having a lot to do with the success of the show. Of course this was Pearl Harbor Day, the start of World War II. A few days later I was on my way to Marine Corp boot camp in San Diego. Later on Bob went into the Navy and although he tried to leave his Modenas with his father and a friend, when he was discharged, there was nothing left. He came back to Iowa for a short visit in Jan. 1946, and he, my brother George and I drove down to the Dallas National. On the way back we stopped to see Doc Cheek in Pittsburgh, Kansas. Bob didn't pay much attention to the good Black Schietti, and other colors, but zeroed in on the Bronze Gazzi. When we left, Bob took along a beautiful stock hen, not much for color, but very strong in legs, body and head. Bob always did have a keen eye for a good Modena.

Bob settled in California after the War, and in a few years started corresponding with Mr. Holmes of England. This led to the first shipment from Holmes of three pair of Gazzi. I never saw any of these birds, but Bob has told me more than once, that the Bronze Tri Gazzi cock, was in his opinion, the best Modena that ever came across the pond. Bob let me read several letters he received from Mr. Holmes, and the one thing that stands out in my mind, was Mr. Holmes comment on a Blue Gazzi cock that he had considered sending Bob, but decided against it because in his words, "It just wasn't quite good enough to represent its country abroad." Then Bob brought over the Holmes Argents, and this was followed by the balance of the entire Holmes stud. One should keep in mind that these were not just good surplus birds, but probably the very best in England. As most of you know, they made a tremendous impact on the American Modena fancy. And this impact is showing up today, not only in the colors imported, but in every color, including the new colors, being developed.

I'm not going to comment on Bob's winnings, judging, club offices he has held and the recognition awards he has received over the years. These are a matter of record and well known to most of you. It took a lot of guts and foresight for Bob to bring the Holmes stud to this country. Over the years Bob helped me a lot with Modenas, and advice, and I know he has helped countless others. I remember quite a few years ago I sent birds to a California show and my young Blue Gazzi was stolen from the showroom. Bob put one of his own good Blue Gazzi hens in my crate to replace the loss. I know it gives Bob a great deal of satisfaction that son Dennis is carrying on the family tradition, and winning with the Holmes bloodlines. It was a great day for the Weyrauchs when Dennis won Champion Modena at the Fresno National, and Bob was given the NPA Master Breeder Award that night at the banquet. Bob, thanks for everything.□

Two Story Nests

by GENE SPRINGER, Morton, Ill.

This nesting arrangement has worked quite well for us and they are easy to construct.

After the parts have been cut, start by nailing the step to the front. (D to B). Next the sides are nailed in place. (A'a to B's). Be sure and space them properly so the bottoms will fit. Now you can slip the bottoms in place and nail to the sides, front and back.

We have found it helpful to cut 8" x 8" pieces of thin foam rubber and place them in the bottom of the nests. Should the nesting material become thin, the foam will provide a cushion for the eggs. The squabs sitting on the foam will have good footing, which will help prevent crooked keels as well as spread legs.

The idea of the two stories is to encourage the hen to lay her eggs in the top nest. After the squabs have grown to the point where she is ready to lay another set of eggs, they are moved to the lower nest. The hen will then lay in the top nest. The problem of squabs getting in the nest, and interfering with the incubation of the eggs has been eliminated.□

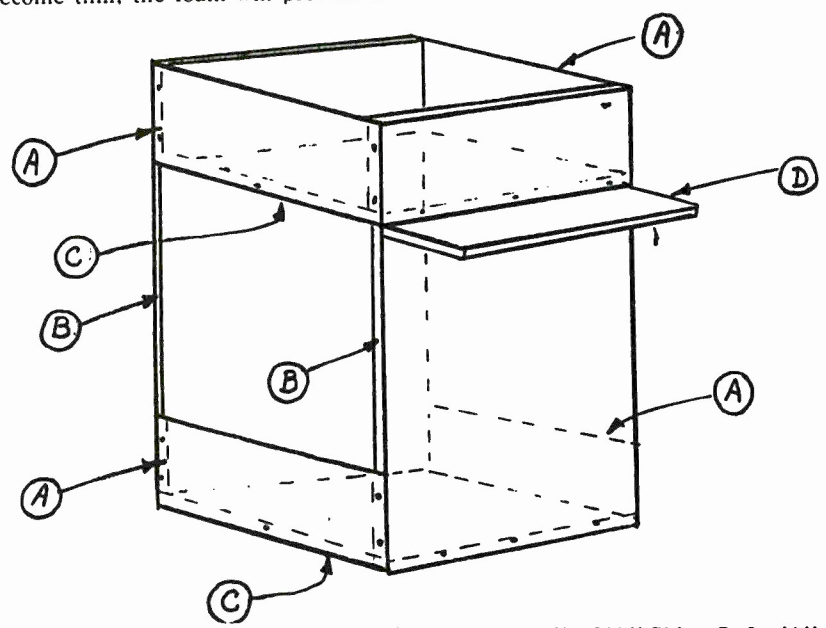

Material list for the two story nests: A. 4 - ¼" x 3½" x 9½" Sides. B. 2 - ¾" x 8" x 14" Front and Back. C. 2 - ¾" x 8" x 8" Bottoms. D. 1 - ¾" x 3" x 8". 6 P Nails.

The Root Of All Evil—Internal Parasites

by JAY THIBODEAUX, Opelousas, La.

It is very important to note that worms are a great stress on the pigeon. The pigeon, in its normal healthy state can fight off such a disease as coccidiosis, but when in a weakened state, such as a large amount of worms in the system, breeding, heavy molt, traveling long distances in coops to show, etc., the increase stress increases the chances of a infection - be it coccidiosis, or paratyphoid. The coccidia or paratyphoid bacteria were in the loft in a dormant stage, the pigeon picked up the worm eggs, from any number of normal transmission ways. After that the eggs cycle out and hatch, the system is weakened, thus the secondary infection (coccidia or paratyphoid) can now become the major infection. For instance, it is very rare to find a high coccidia count in the pigeon's droppings, when we do not find some type of worm eggs in the same sample.

Internal parasites are a problem we will always have with pigeons. Each day after a worm egg matures into an adult, they lay hundreds of eggs, and a deadly cycle is started. The pigeon picks up some of the newly laid worm eggs, and the worm infestation worsens. The adult worms in addition to burrowing into the vital organs of the pigeon, also attach themselves to the intestines, sucking blood, and inhibiting the digestion process. Many other complications can occur at this point because of the serious worm infestation. It must be noted that in the vast majority of severely sick pigeons, the worms can be traced as the original problem.

At this point, it is important to use a good wormer at the correct dose to stop the problem. No wormer will kill the worm eggs, so when the birds are wormed, they will pass the killed adult worms, and intact worm eggs, and some worm eggs will remain in the pigeon. Then, the pigeon is capable of reinfestation if they ingest these eggs. To decrease this possibility, in addition to cleaning and disinfecting the loft after each worming, it is very important to break the worm egg hatch cycle by reworming nine days after the first worming to kill any worms that may have hatched. Then repeat in nine days again. This way newly hatched worms will be destroyed before they can mature and lay more eggs.

Most breeders already know that rotating wormers is important, but exactly how and why? Consider that each time you give your birds a deworming product, you are putting a drug into his system. It is important to know what these chemical substances are, and why you are giving them.

The two main wormers used today are levamisole (Tramisol) and ivermectin (Ivomec). Piperazine is not used much anymore, primarily because it is not that effective, or as broad spectrum (doesn't kill as many different kinds of worms) as levamisole or ivermectin. Each antiparasitic drug kills the worm by a different mechanism of action. We must use caution in our deworming techniques so that we minimize the chance of the worms becoming resistant. Resistance allows the worm to tolerate dewormer doses that previously exerted killing effects. Also not only are the individual adult worms able to develop resistance, but they also can hereditarily pass the resistance genes to future generations.

It is far better to maintain a consistant deworming program, than to subject the birds to continual internal damage by the worms, which will decrease the birds immunity to a secondary infection.

All birds kept in the same loft should be dewormed at the same time. If only a few birds in the loft are treated, the other untreated birds will continue to excrete worm eggs in their droppings and then recontaminate not only themselves, but the treated birds as well.

By cleaning the loft regularly, we can decrease the worm eggs that the birds are exposed to thus being able to deworm less often with the same results. The more often an antiparasitic drug is given, the greater the possibility for resistance to develop.

Levamisole tablets should be given at the dose of six tablets dissolved in a gallon of water and given as the only source of drinking water for at least 24 hours. In cooler weather, the dose can be increased to eight tablets, since the birds drink less. But even in hot weather, never use less than six tablets per gallon. If the levamisole powder is used, the dose is one-half teaspoonful, which is equal to six of the tablets.

Ivermectin is an injectable cattle wormer and has the added advantage of also killing external parasites (pigeon lice and pigeon louse) as well as the internal parasites, themselves. The usual dose is a couple of drops squirted into the back of each birds' throat. In a syringe this measures to approximately one-tenth (1/10) cc. If the adult pigeons feed the squabs shortly after they are wormed, they will pass all or most of the wormer to the squabs. For this reason, it is best to worm the adult breeders after they have fed the squabs. If the squabs in the nest are more than 10-12 days old or so, they usually can be treated also, maybe at a lower dose.

The frequency at which we deworm our birds depends upon many different factors (loft set-up, regularity of loft cleanings, etc.). The surest way would be to submit some droppings and have them tested for the presence of worm eggs. Some lofts, will undoubtedly be more effective in keeping down worm infestations more than others. This is one reason why raising the birds on wire floors and keeping the loft as clean as possible will result in generally heathier pigeons.

Most coccidiosis and paratyphoid outbreaks are secondary infections, with worms being the primary infection. The worms weaken the birds



NEW MODENA LOFT

This new Modena loft, built by Jay Thibodeaux, is 12 feet wide and 36 feet long. It has three sections for breeders, one section for young birds and a section for coop training. Together with another separate young bird pen that has 18 individual breeding compartments. Jay breeds 42 pairs total.

immune system and ability to fight off infection. This dramatically emphasizes the importance of deworming correctly. It has been seen, time and time again, that an increase in internal parasites have triggered a major outbreak of sickness in the loft. So, are worms the root of all evil?

Breeding Ash Red Family Modenas

by ROGER KOFSTAD, Hartland, Minn.

Modenas are bred in three basic color pigments - brown, blue and ash red. In addition several modifying factors such as dilution, indigo, milky, reduced, pale, spread, etc., - added to different patterns are responsible for the many, many beautiful varieties of Modenas now being bred. Of the three basic colors, the ash red is the most dominant. This means it has the ability to cover up or mask brown and blue pigmentation. Because of this, the color is easy to establish in one's stud. Originally the term dominant red was used to describe this factor but later was changed to ash-red. Ash reds wash out to gray (ash) toward the end of the tail and ends of the flight feathers. There is no bar on the tail. The Modena standard recognizes two patterns in ash red, bar and check. The intense birds are mealy (barred) and red checker. The dilute versions are cream (barred) and yellow checker. Thus if one chooses to breed both Schietti and gazzi, which may be interbred freely, it is possible to produce birds in eight color classes.

Therefore one could specialize in this family with a limited number of breeding pairs yet field a show team in a number of color classes. At this time the best birds with the most competition appears to be in the red check gazzi with red check schietti close behind. Most shows have very few mealies in either gazzi or schietti. Cream and yellow checkersd also usually attract small entries. Since the ash red is the most dominant of our Modena colors there is no reason why they should not be as good in quality as the other more popular colors. There seems to be an opportunity for someone with a bit of knowledge, patience, and perserverence to really develop the family to a high degree of excellence.

In order to begin one's breeding program it is not necessary to use only birds of this color group. Birds of the blue and brown families may be used, thereby giving one a greater choice of foundation birds. Of course all the points of a good Modena should be present in the birds on which your strain is founded. Perhaps the most important point in selecting your breeders are straight legs placed correctly in the center of the body. Without that quality present, all is lost. In addition you must select for short, wide body, large head and neck and all the other features that make up a winning Modena.

While checkers may be bred to each other for a generation or two, eventually too close a pattern will result. Therefore it is necessary to have some barred birds in one's breeding program. This will help to retain the desired open pattern the standard calls for. Cocks carry two sex chromosomes while hens have only one sex chromosome. As the genes for color are carried on the same chromosomes this is the reason hens can be, genetically, only the color they show, while cocks can carry a second hidden color. This is not true of pattern and some other factors, however. It also explains why some matings are referred to as sex-linked. For instance, if you start your program with a pair consisting of an ash red family hen and a blue family cock, all the young cocks produced will be ash red and all hens will be blue family. On the other hand if a pure ash red cock is used on a brown family hen all the young will be ash red with the hens being pure and the cocks split ash red/-brown.

With their softly contrasting tones of pale cream and a rich golden cream, one would think the cream and yellow checkers would have a large following. Unfortunately this is not the case, for while nearly everyone that sees them appreciates their beauty, very few are dedicated enough to follow an improvement project through. While there has been some improvement in leg placement, straightness of legs and deeper, rounder bodies, most of the birds in these colors fail quite badly in size and width of head. It's very hard to improve the dilutes by mating them together. Much more progress can be made by using top birds of some of the more highly developed colors.

The best way to start is with a cream or yellow checker cock. It will take an additional year by beginning with a dilute hen. Mate this dilute cock to the best hen available regardless of color. It is best to stick with the patterned birds however. This mating will give you all dilute hens and intense cocks split for dilute. By mating these cocks back to dilute hens the following year, creams and yellow checks of both sexes will be produced. Also by mating some of the dilute hens from the first mating to intense cocks, all the cocks produced will be split for dilute. From this point on it's a matter of repeating the process in continuing years, remembering to balance your matings to stockpile as many good points as possible in your birds.

I hope this has helped to prompt someone to take up this most interesting family of birds, which in turn can result in increased quality and quantity of entries at future shows.



Carolina Lofts

Gazzi

Blue Bronze Tri

Schietti

Black White Yellow



Donnie & Fred Nichols

Rt. 2, Box 607

Iron Station, N.C. 28080

(704) 735-9948

Breeding For The Balanced Modena

by JIM LAIRMORE, Orange, Calif.

Everyone is aware that we can follow one of three breeding programs. That of line breeding, inbreeding of our stud, and outcrossing to unrelated birds. And I would hope that I can objectively relay my thoughts on the subject of this article, which is really the importance of always selecting and breeding for the overall balanced Modena, regardless of the method you select.

We must then always be breeding for the bird with the proper type, with good leg setting, good feather and last but not the least, good color. Remembering that we are faced at times with using less than perfect in matings as far as some points go.

To begin with, line breeding, i.e., that of breeding back to a certain bird that has one or more outstanding quality points that we wish to pass along or set in our stud. Many have written in the past, that a Modena is not a one point bird such as a large head, etc., and that line breeding is not the proper method. I leave that the breeders choice. But in any event, line breeding while setting a wanted point, will also pass along and set any bad feature in the strain that the bird happens to have.

In using inbreeding, we are reducing the number of ancestors that a given bird has, and providing that the original stock was reasonably free from bad features, this method of breeding along with the proper selection, is perhaps the best. Again, it's the breeders choice. With this method, we hope to breed in, thereby promoting the good points while culling out the poor qualities produced. We can produce outstanding birds with the system but we need birds of good qualities to commence with. It is the shortest road to success given the proper stock, good selection and of course a breeder with a good eye so that we would have severe close culling. For the closer that we inbreed, the more rigid the culling must be. I have a bad feature in my own yellows that has come down with inbreeding, that of the so-called "double locked leg". This was in one of the two original yellow hens, and it still makes an appearance in the young. It is a bad fault, but I will, through selection and by making sure that I do not go too close in with the matings, get rid of this fault.

Simply put, it is a major point with this system. You cannot breed back to the original bird with a major fault, a youngster from that pair showing this fault. I'm sure that all breeders realize that. And this can be any major fault. Bad legs, bad head, poor feather, etc., you will just set that point in the bloodline and you will have a hard time of producing birds without the fault. The bad fault was in the stock birds to begin with, and this will only increase the chances of reproducing it.

The third system is outcrossing. That of crossing unrelated bird. And I am certainly not referring to breed crossing, which I believe should never be resorted to in Modenas. I can think of no breed that would improve upon the Modena.

The English breeders of yesterday year were much in favor of this system of breeding. Mr. Sears I believe was its main advocate. We discussed this subject at length when he visited this country. Under this system, one continues each year to purchase outstanding birds for introduction into one's stud. These newly purchased birds are always selected for being strong in the one or two faults that our stud is weak in or needs improvement in. Basically these new birds are one point stock birds. That is outstanding in one point.

If we purchase stock each year without a purpose or at random simply just because we like a bird, we are not following the true purpose of outcrossing and we can expect the youngsters to run the range from good to outright culls.

But with a purpose in mind, we cross these one point selected birds into our stud. And since they are not, or possibly may be distantly related, we bring into the stud a great many variables as far as genetic background is concerned. We also, and this is a great plus in many ways, produce a hybred type of pigeon. And one of the great benefits of this hybred type is vigor and size.

Mr. Sears thinking on this type of a cross was that while you might produce young from bad to worse, you did produce at times that one truly outstanding bird. And that was what he was breeding for. And I have seen many birds produced under this system that were awesome. I cannot say that I have observed these birds as consistent producers of good stock. Many were what I term sports as far as being producers of young that were anyway close to the quality of the parent. However, since most of the breeders that I have referred to bred from rather large studs of birds, say some 40 or 50 pairs of breeders and were content to raise the few great birds from a years breeding of some 200 or more youngsters. If they had mated up some 80 birds and produced 200 youngsters, they would only expect to save around 20 birds for introduction back into their stud. That's a replacement of 25% of the breeders each year. That would be considered outstanding success under this system.

Back to the inbreeding. This system gives us a much better control over any one point that we need to improve on. An example of this would be color, or 20 points of our allowed 100 points. A major factor. By breeding in, we are able to improve on a certain point or two. Whereas breeding out or outcrossing gives us no control over this point. We simply take what we get.

However, we also have some drawbacks to this method in that we produce birds that normally are not outstanding or excelling in any one point. When we do manage to produce a certain point in excellent form, say a large head and frontal under this system, it is a real plus, because of the close relationship in the breeding. These birds which do not excell in any one point are harder to mate up successfully, than birds which excell in a given point or two.

We must expect to suffer in the show ring also, during the formation of a stud of inbred birds. For these birds may not have the wide bodies, big heads, or tails carried as high as the head, and we do not find these birds being placed at the tops of the class unless certain judges are doing the placings. But again it is a matter of where the show is being held, and who is the judge. Both of these



Stock hen of Mike Spencer's, West Jordan, Utah.

completes the above profile.

But back to the basis of this article. We can better achieve our goals by sticking to our game plan. We should not give up on our original plan, becoming discouraged by low placing birds and yielding to temptation by going outside of our stud and buying new birds unless we have a definite purpose in mind.

In mating birds under inbreeding, we should attempt to select one bird of the pair of related birds that has the point in a better than average quality, then mate this bird to average or slightly better than average bird, whose parents were good in the desired point. By selecting only the young from this pair that have the point we are seeking to breed back into the stud, we will be setting this point inour birds. That's the true purpose of inbreeding. And while inbreeding also brings out the bad points quickly, we simply remember to cull those birds which show major faults. In some three or four years, we will have reduced the numbers of ancestors, and gotten rid of those birds that showed bad points.

We improve on the overall quality of our birds and still maintain control over the quality of the birds. We should not, as an example, pair a long legged bird to a short legged bird in hopes of producing the proper length of leg. Nor should we waste a large headed bird by pairing it to a small headed bird. Better to breed from fewer birds and use these good points properly. Just remember, what you put into a stud, you will get back in one form or another. You may not see the poor quality or bad fault in the F-1 generation, but it is there and it will come back in time.

We must be man enough to admit that we have a serious problem when our stud or perhaps the majority of our stud is off in the proper color, or if the feather condition is poor, or if the birds do not stand properly balanced over the legs. And my suggestion to anyone who has this problem, is to set aside one or two pairs of birds with the sole purpose of improving the bad fault. Perhaps not the best typed bird but good colored bird would be mated to produce good color, not worry about type in this pair. We can always re-introduce the young back to our main stud if we can produce good color from such a pair. I would not suggest this in a in-bred stud of birds, but again it is the choice of the breeder.

In re-reading what I have written, I notice that I have failed to mention that when we elect to cross varieties or colors or patterns when using the outcrossing method, we also produce the hybred type of bird. And again many such birds are super except for color. But we must then resort to several years of breeding to regain this good color. This is the proper step to take to introduce some class into a color than is behind in the standard, but we should also remember that we should only retain one young bird from such a cross. The best one in the points we are seeking to improve.

Another statement recently made is that most red and yellows are rather closely related. I may or may not agree with this. I can relate to a great deal of color crossings over the last ten years, which certainly does dilute the close relationship of the reds and yellows. There were several imports into the U.S. prior to the 55 bird shipment from Mr. Holmes. I myself, had yellows from Fred Luck, birds of beautiful feather and grand color, but not the legs and balance of the Holmes Yellows. John Jensen brought over birds from both Mr. Luck and Mr. Holmes in several importations prior to the Holmes birds. The first place young hen and cock at the Long Beach National were birds that I had produced from a Fred Luck cock, mated to a yellow hen down from the Holmes birds. There were other yellows and reds from Mr. Sears, birds that did not have the balance and shortness of the Ewert birds from Holmes, but they were much larger Modenas.

Mr. Holmes was not in great favor with most English breeders because he was constantly faulting the English birds as being too large for Modenas and being too long in feather and for not having the refinement needed for first class Modenas. Mr. Sears personally told me that he had elected not to purchase any Schietti from Mr. Holmes when he retired from breeding because they were too small for his liking. But all of the Holmes Gazzi except for the Bronze Tri and Blue Gazzi pair that Bob Weyrauch received in the 55 bird shipment, were bought up by the English breeders. And a look at the records of the Cup Winners shows that Mr. Holmes was a frequent winner of these Cups in Gazzi.

In closing, my thoughts go back to a young Red cock and a Red young hen that Bob Gaithright won with at the Louisiana National in 1961. These were perhaps the finest two Reds that I have ever seen. Great birds of real balance and grand color. Outstanding feather condition and not birds of large size. These two birds did very well for Bob at the following Grand National also. I believe that they were included in a 13 bird shipment to Canada the following year.

And when I visited Bob's loft I was in awe of the great stud of birds that Bob has always been capable of producing. Not large Modenas, but balanced birds of power and station. Bob is and has always been a true gentleman, a great breeder and a super show man. He deserves all the credit that he has received. Between the reds and yellows that Bob has produced, and the great yellows that Carl Ewert has produced, we owe the utmost respect to these two breeders for the quality of most winning Modenas today.

Hopefully, I'll see all of you at the Salt Lake City National. Let's again have a record breaking number of great Modenas at this show. — Jim Lairmore, 2387 Flanders St., Orange, Calif. 92665.

JERRY MITOSINKA



A Stevens' sketch

1124 HIDALGO CT.
LAFAYETTE, CA 94549
(415) 283-7282

Supporting The PMC and NMC

Patterned Colors In Modenas

by DENNIS WEYRAUCH, San Pedro, Calif.

During the past 20 years, I've seen a wide fluctuation of interest in breeding patterned birds of various colors in both gazzi and schietti. During the early '70's I was very fortunate to be introduced to Modenas by those fanciers interested in maintaining relatively large studs of Modenas with a wide variety of patterned colors; breeders such as my dad, Bob Weyrauch, and others like John Becker, Jim Manship, Norm Lofing, Dodd Young and Rick Barker to name a few.

While blue and bronze tri were popular nationwide, there probably was more of a tradition of interest in the brown and ash red family birds in the 6th District. of the NMC than in other parts of the country in those days because of the close proximity of breeders importing those colors from the Holmes, Sears, Millar and other English studs during the 1950's and '60's. I can remember seeing shows in the 6th Dist., with 30-40 mealy or red checker schietti and nearly as many russet tri or silver dun Schiettis; while blue and bronze tri classes were even larger. There were fewer dilutes of these colors of course, but always some of good quality. In gazzis, the top colors have probably always been blue, bronze, bronze tri and black, but we often have seen classes of 25-30 silver dun or russet tri gazzis with Best Gazzi often selected from these colors; not to mention some good red checker and mealy gazzis along the way.

During the 1980's in the 6th Dist., the interest in patterned gazzis has remained high, but probably fewer total number of breeders showing them than before. Patterned Schiettis have declined in numbers rather severely, but there have been some real quality birds of mealy, blue and bronze tri shown.

Nationally, while there has always been a keen interest in the self Schiettis — recessives, yellow, black and white — and the T-patterned bronze, I've noticed a real scarcity of patterned Schiettis in all the National Shows which I've attended in other parts of the country. I think the 1980's could accurately be described as the "Decade of the Great White Schietti". There were (and are) a lot of good whites winning a lot of shows, not only in the Mid-West, but on the East Coast and more recently now, the West Coast. The distribution of good white Schiettis have become so widespread, that I know many breeders who feel they need to have a few whites just for a legitimate chance to win a show.

Even though whites are hard to beat, I still get my pleasure from those birds of colored bars, tris and checks. As you've probably heard from me many times before, once I've got a patterned bird that suits my idea of good body structure, I've never hesitated to cross it to any of the color families of blue, brown or ash red. While some of the blue youngsters on an ash red/blue cross may have too heavy on the black bar edging or invading smut, over half of them don't and have excellent color. And, when you get down to it, 50/50 odds of good color aren't bad, no matter what color you breed (except maybe in whites).

Once you see a bright, richly-colored bird of proper color and pattern, you'll know it was worth the extra challenge. If you want more challenge, add the gazzi factor. Then you can deal with added problems of cracked eye, white flights, foul feathers, white rumps, bib size, etc., etc. But a good one is worth the wait.

I've often heard it said about breeding Modenas, "Build the barn first, then paint it.", or "once I've got the body on the bird, I can always get the color later." I would like to add, "A shabby looking barn is just another shabby looking barn." or "If good color on a bird is so easy to come by, then why don't you see more of it in the show?" Without going overboard on one aspect of the bird, I still think we all need to pay closer attention to our color quality.

It is apparent that there is a renewed interest in accepting the extra challenge of patterned birds, I'm happy to say. The Peoria National had a good representation of them from the upper Mid-West breeders. I know of at least 15 breeders that are looking for breeding stock in the ash red family right now. It is said that the Canadians have larger classes of patterned birds than the self colors. I have been contacted about judging a show up there this fall and I can't wait to see them!□

Almond Modenas Magnani, A New Breeder's View

by JIM JAVIER, Garden Grove, Calif.

In this article I would like to go over a few things. My breeding practices and my start in Mags. When I got started five years ago I read everything I could get my hands on about Modenas. I also went to two shows — The Pageant in Pomona, Calif., and a sixth district show and Western Regional in Phoenix, Ariz. It was at these two shows I made my choice between Magnani and Argent. What a choice is what most breeders told me.

To keep those of you who don't raise Mags reading I'll get into my breeding practices first before I talk about my start. In breeding Mags I referred to articles in Modena Yearbooks and APJ specials to see what others had tried. I found that there are a few colors that should not be bred to mags and that there are a lot of colors that can be bred to Mags to help both Mags and those colors. A good example is my Bronze Schietti cock that won the sixth district in Tulare, Calif., in "87". He had much better color than his mother a Bronze Schietti.

I have not bred all colors into Mag yet, but of the colors that I have I find to keep as close to the almond base as possible Bronze Schietti and Gazzi with lace or T-check in the wing and Bronze-tri, Russet-tri and Dilution in these colors are the best. In using Brown family and Dilution birds the break is much slower in developing. An example of this is my best of color Mag at the Peoria National. He was out of a Mag Schietti cock and a Russet-tri Schietti hen. I bred him my first year he was my last youngster that year. Another good mate for Mag is Bronze T-pattern bred out of Mag matings. In some of the articles that I have read, they talk about the bar showing up when using Tri-pattern birds. I do agree to some degree, it shows up more generation after generation so if you break up your matings this can be somewhat avoided. I have also read about Mag to Mag matings this will make a lot of Mags, but you can now run the gammit in degree of Mag color; light and dark, spots or patches of color, sandy Mags, Mags with bars, and Homo Mags. If I breed Mag to Mag I put a dark bird on a light one. At the end of tihs article is a chart on Mag breeding it may help you with future matings.

Colors I have found that are difficult to work with are Bar-pattern



BEST MAGNANI

Best Magnani Modena at the 1988 Peoria Grand National. — Bred and owned by James Javier, Garden Grove, Calif.



BEST YOUNG MAGNANI

Best Young Magnani Hen at the 1988 Peoria Grand National. — Bred and owned by James Javier, Garden Grove, Calif.

because the bars seem to show up in the first generation. Spread pattern and T-Pattern are also tough because young sometimes don't have enough break they have patches or spots of color. I have read that the Recessive Factor colors produce Deroy Mags (sandy). I do go along with this, but I think that there is hope for the right Red or even White Schietti with the right background. I really don't hope to have to use these two colors, but if I start to lose type I might try this. I know that some of you guys who have been around a while have used some NCC birds to help you along, but these birds are somewhat hard to come by. They seem to be one and only type birds. These birds are individual breeders secret outcrosses. Well I hope that this will help those of you who were thinking about raising Mags and also those of you who might need that outcross to improve your color.

Now how I got my start in Modenas. It was rather quick. I had raised Pensom and Birmingham Rollers, but I haven't had birds for ten years. I was doing a termite inspection at Rick Barker's house. I happened to go into his backyard and saw his lofts. I asked him how long had he been breeding Kings? He gave me that are you kidding look! He told me they were Modenas.That was enough to get me to go home and look up Modenas in "The Pigeon" by Levi. I went back to talk to him again and in two weeks I had Dennis Hutzell's 4x8 loft, he was moving back east and didn't need it anymore.

My breeding stock my first year was very good. I was fortunate to have met Rick, he introduced me to breeders who had the birds I needed. He also got me my first Mags from Merle McDaniel from Okla. In that first year I met Dave Pursley and Howard Davidson at shows. I was able to pick their brain with questions which have helped me with my breeding program. In my first year I also used a Mag from Bob Weyrauch that Dennis Weyrauch got for me and also birds from Rick and birds he got from Larry Brown and Willie Richert. In my second year I met the Cardoza family. They gave me a Mag cock and NCC colored birds to help me. A hen they gave me has been very helpful in my breeding program. In my second year, show birds started to come around. I won my first challenge certificate with a Mag cock. In the first two years I kept only four young each year.

My third year I got a hen from John Roszell and a Mag cock from Don Bryant through Bob Farley, Jr.. These two birds also helped in my breeding program. My show season this year was more than I could ever ask for. I won the sixth district and three certificates. My fourth year I added birds from Norm Lofing, Willie Richert, and Howard David-

(Continued On Next Page)

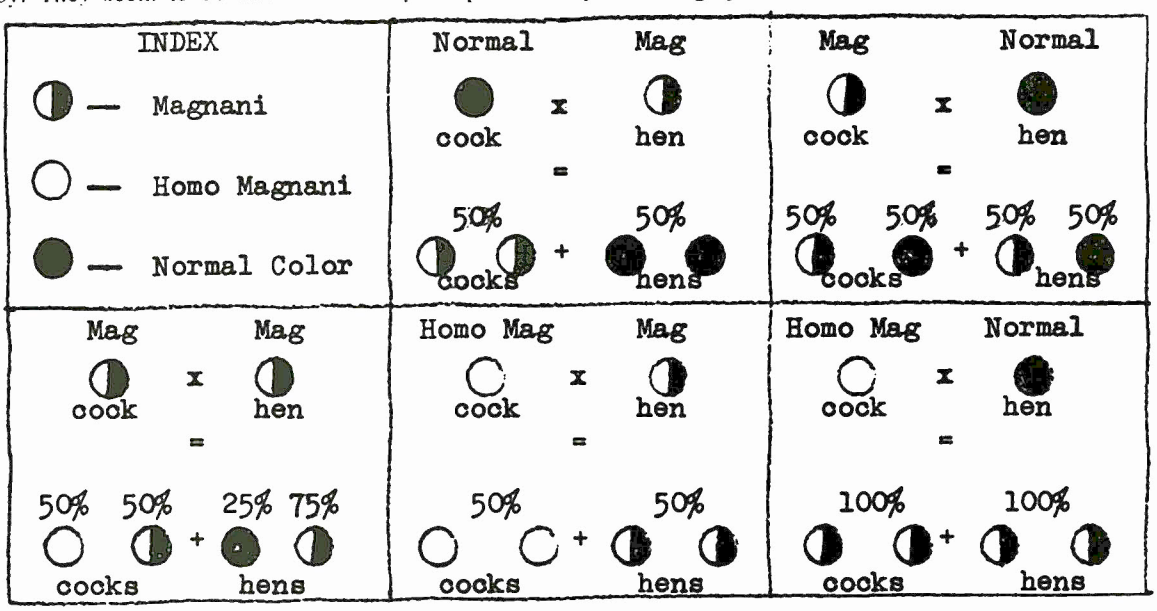

Sketch from "The Modern Modena Pigeon" by James Lairmore. Note: There is no guarantee that you will obtain youngsters in this manner but the proportions are correct.

son. Howard is no longer with us, he will be missed by all who knew him. This year was my most proudest. I won Best young and Best of color in Mag at the Peoria National. This is an honor I hope to keep. In my third and fourth year I kept only six birds each year. I breed only eight to twelve pair each year. This year I am adding a Bronze-tri-hen from Dennis Weyrauch. I in-breed a lot now and add an occasional outcross.

To finish this article I would like to pass on to some of the new breeders and those who feel that they are spinning their wheels, a few very important statements or keys. I have read these in articles and have been told some by older breeders so you may have heard them before. I think the most key thing is to study and learn our written standard for this is all we have until we get the model. Next start small, go to shows and pick a color then find out what colors will go with the colors you have picked. Then acquire a small stud of quality birds rather than a quantity of birds. One thing that I keep in mind during breeding season that only 10 to 25% of the young you breed each year is worth keeping on the average. So start with the best you can get and be patient. Be patient this goes for breeding and showing. One must keep good records of all matings and young to be a success as a breeder. Another key is to coop train, you can never do enough of it you can tell that by looking at the show winners they all should have it. In closing I would like to thank all who have helped me especially the guys from the PMC and the Mag breeders in the NMC. I am glad to be a part of a hobby that is filled with so many interesting people which makes for great times at the shows and social gatherings. Thanks again and good luck to all.□



Sulfur-Tri Modena Hen, #87-135, bred and owned by Doyle Conner, Belle Plaine, Kansas.

Tips To A Novice Breeder From A Novice Breeder

by HARVEY RICKER, St. Francisville, Ill.

Once you have decided upon a breed and narrowed the field down to a few colors:

A. Join the National Modena Club (NMC).

B. Subscribe to the APJ.

C. Obtain APJ Modena Specials and

D. Old NMC Yearbooks.

The above will tell you who has birds for sale, who is doing well at the shows, breed tips, loft constructing and about everything in-between.

E. Attend any pigeon show or shows.

Remember it costs just as much to feed a poor bird as it does a good bird. I have read and also agree it is better to have one $25.00 bird than five worth $5.00 each. Buy the best you an afford and can obtain. It usually doesn't cost much more to buy from Mr. X than from someone raising birds from Mr. X.

I have also read do not buy birds sight unseen. I do not agree with this as I have obtained several over the phone and feel I have always been treated fairly. The Modena people are friendly, helpful, and honest. At least that has been my experience with Modena people.

I got bit by the Modena bug after viewing Blue Gazzi. I obtained my start from Ron Deisher Jr. Ron has spent hours if not days helping me in about all aspects of raising Modenas from obtaining stock to advice. Thanks Ron you have been a good friend.

Before closing I would like to tell of two **special** times in my Modena experiences.

1. I also got started in Argents and the first breeder to visit my lofts was Mr. Argent himself, Robert Beckerdite. Mr. Beckerdite was having trouble with the Versailles P.O. shipping birds to me. So Mr. Beckerdite drove about eight hours to deliver to me some fine argents. But just imagine, no breeder had ever



Pigeon Carriers under construction by Harvey Ricker, St. Francisville, Ill.



Robert Beckerdite (right), Lowell Paddick (center) and Harvey Ricker (left) looking over Modenas.

visited my lofts and the first one was a Master Breeder specializing in a color I was raising. Mr. Beckerdite went over my birds with me even helping pair up my Argents for breeding. I was on cloud nine for several days.

2. My second thrill was raising 333R, a 1988 young hen yellow Argent which was Best Yellow Argent at Louisville and second Yellow Argent Young Hen at Peoria with Mr. Beckerdite getting 1st.

I would like to claim credit for 333R but Mr. Beckerdite paired the cock and hen for me and all I did was raise it.

I have lots of other Modena breeders to thank for their help and quality breeding stock they let me have. I am raising several colors and have had a lot of good help.

Thank you Modena People.



Nest fronts built by Harvey Ricker for Wayne Pasco's new loft.



Reduced Black Schietti, Modena, YC #948, bred and owned by Manfred Ecker, Lake Forest, Ill.

Argents Of Today

by BOB BECKERDITE, Versailles, Mo.

After years of being the "step-children" of the Modena world, the Argents have finally become Modenas.

There are now several breeders of Argents that are near the top. In the West, a few of the shows have been won by an Argent. In the Midwest, the Kansas futurity young hen class was won two years in a row with a red Argent. At the Downingtown, Pa., National, a young red Argent hen was best young Schietti and best young Modena. Some of the Canadian shows have been won by an Argent in the last few years.

So we see that this is not just a fluke, but that Argent quality is up to that of the other birds now. They aren't always winning, but they do manage to worry the other breeders until the Judge brings down the final stick.

Bragging on Argents is fun, but not as useful to younger breeders as some of the things we older breeders have learned, so the tone of this article will change to some useful breeding tips from here on.

The best way to keep modena quality up is for the breeder to keep the best birds. The best bird out of a pair is the best breeder usually even if the shield is not white. A breeder must keep a few with good white shields, in case the toy stencil becomes so weak that a new start is required.

As long as a few good ones pop out with good color though, keep the best birds as breeders in spite of wing color. If one has enough good birds of equal quality, use the best colored birds as breeders. It is only when a poor colored bird is the best Modena that it should be used. All this has to be balanced with the best judgment of the Argent breeder.

Birds of any color can be used as outcrosses if they are good enough to be worth the trouble. Some of the colors that have been used in red argents with good results are: Blue Argent, Brown Argent, Black Schietti, Red Schietti, Bronze Gazzi, White, Bronze Schietti and Blue Schietti. Each of these produces its own set of problems, but at the same time, each has cured a problem if the outcross bird had the answer to the problem. With some patience and work the problem that each color brings in can be culled out and leave the trait that was originally needed in the Red Argent.

White or silver in the body color can be controlled by using a barred bird, if the problem is silver, caused by too much spread factor. Tri will also work. If the problem is white, it may be Gazzi or Grizzle. If it's Grizzle, it can be easily bred out, because if a bird is bred to a non-grizzle only a part of the F-1 will be grizzle. If it is gazzi, it will also cull out - the same as you would cull gazzi from any other Schietti cross.

One of the keys to breeding Argents is to use these birds with all their faults, in spite of the faults until you can afford to get rid of the fault. That is, breed from a bird with a fault until you get one as good as the original only without the fault. If you cull a bird for a fault and it is the only bird in your loft with a certain strong point, where are you going to get that strong point?

These ideas will surely stir up some controversy. All I can say is: "It works for me!"

Showing And Judging In Germany

by MARZELLIN NEUBAUER, Selingenstadt, West Germany

The 71st German National Pigeon/Poultry Show will be December 8th - 10th, 1989, in the Nurnberg Exhibition Center. This will be the largest in the history of this show, many specialty clubs holding their Annual Meet. This is the first time so many shows will be held at the same time of the German National.

There is no limit on entries, and it is expected there will be about 45,000 birds.

One of the attractions will be an exhibit of the Art and Literature of the purebred pigeons and poultry.

On Saturday, the 9th at 8:00 p.m. in the evening is a banquet with an interesting program.

The entry fee is 18 DM or about $10.00. Winner ribbons and honorary ribbons will be awarded.

Also, at this time will be the world famous Christmas Market in Nurnberg, a must to visit.

For more information contact the show superintendent: Karlheinz Sollfrank, Schiessplatzstr. 40, 8500 Nurnberg, Germany.

Cooping date is Wednesday, December 6th. For breeders who send their birds by train - the birds will be picked up at the Nurnberg Main Station and cooped at the show.

Thursday, December 7th is judging day. Each judge judges approximately 80 birds. For each bird the judge must fill out the coop card writing out: 1. Superior Qualities; 2. Desired Qualities; 3. Faults. The judge writes in the band number, grade or marking and the award.

Judging Scores:

V = Vorzuglich (Superior, Excellent). (A Perfect Bird). The bird shows his superiority through his entire expression. The best possible breeding achievement. This high mark needs the signature of the president of the show as well as the signature of the judge.

HV = Hervorragend (Outstanding). If the bird is just a very, very little off the standard. The requirements for the HV are kept very high. Even when a bird is best of show, he will not receive a HV unless he fulfills the requirements for this award.

SG = Sehr Gut (Very Good). When all typical features and characteristics are well expressed and the overall look of the bird is very impressive and harmonious, and free of flaws and faults.

G = Gut (Good). If the bird has few minor flaws and no major faults in characteristics such as station, color, type, etc.

B = Befriedigend (Satisfactory). When the bird has few faults, but is still useful for breeding.

On judging day there are no visitors or exhibitors allowed in the showroom. The day following the judging the show is open to visitors and exhibitors. They can buy The Exhibitor Catalogue which has listed each bird entered with the coop number and the grade it received. Also it is noted if the bird is for sale and the price.

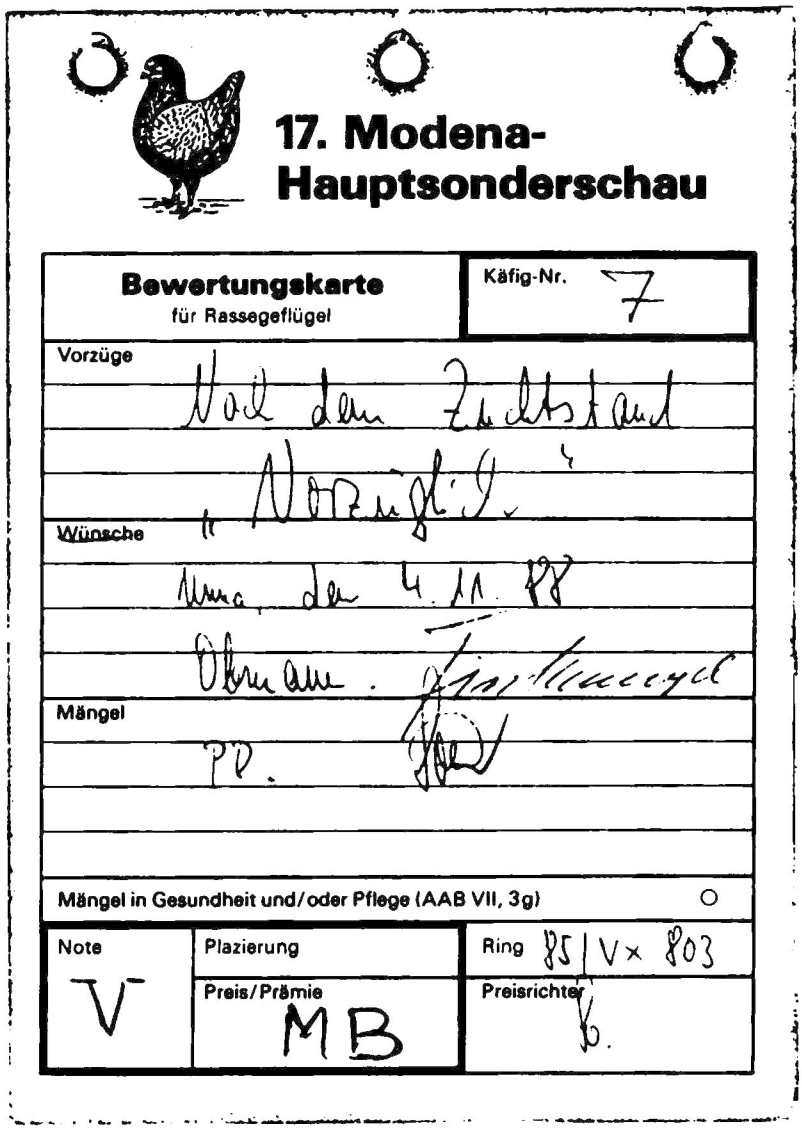

17. Modena-Hauptsonderschau

Bewertungskarte für Rassegeflügel	Käfig-Nr. 7
Vorzüge: Voll dem Zuchtstand entsprechend.	
Wünsche: Neuma, den 4.11.88 Obmann.	
Mängel: PP.	
Mängel in Gesundheit und/oder Pflege (AAB VII, 3g)	○
Note: V⁻	Plazierung: MB
Ring: 85 | V× 803	Preisrichter:

Card used in judging Modenas in Germany.



BEST RED SCHIETTI

No. 171 Red Schietti Hen was Best Red Schietti, 4th District, 1988. — Bred and owned by Willi Richert, Valley Center, Kansas.

Lavender Modenas

by CHUCK HERMANN, Waterloo, Iowa

To start this article, I'm taking the liberty of quoting directly from Dodd Young's article in the April-May 1962 APJ Modena Special. He and his partner, John Becker showed under the name Continental Lofts, and imported the first Lavenders from Mr. Sears, as well as many other Modenas, in most colors. Following is a direct quote from the Lavender section of Dodd's article.

"Lavender is not a new color to pigeons, as Lahores have been bred in this color for many years. However, it is only recently that they have been grafted on to Modenas. However, Lavender is due to the milky factor (per Hollander), and can be either intense or dilute. The dilute shade is much lighter and softer, and is considered by many to be preferable to the darker shade of the intense bird. The Lavender factor is not sex linked, but is recessive to Black (and this is the best mating) produces only Black sons and daughters. However, these all carry the Lavender factor. When two such Black, carrying Lavender are mated together, 25% of their progeny will be Lavenders. It has always been my practice to discard all Blacks from this mating, as there is no way of knowing whether these Blacks carry the Lavender factor. Having got the Lavender back in this section generation, one simply begins again to improve type, etc., by mating to the best available pure Blacks. If the dilute Lavender is desired, Dun can be substituted for Black."

While I consider this an excellent article, I differ on several points, and also would like to enlarge on others. First of all, I want to say that I do not consider myself an expert on Modenas, but with over 25 years experience with Lavenders, I have gained some ideas and insight that I would like to pass on to you. First of all, I want to emphasize the fact that both the cock and hen of a mating must carry the Lavender factor in order to produce Lavenders. Some very knowledgeable fanciers have difficulty accepting this, but believe me, it's an absolute truth. I agree with Dodd that Black is the best color to use in improving Lavenders. However, one is bound to breed some very dark colored Lavenders. Some of these dark Lavenders excell in type, and good, lighter colored Lavenders can be bred from many of them. Over the years, many other colors have been crossed onto Lavenders, some of them with excellent results. I differ with Dodd, as when I produce a really good Black, or any other color, from a mating that has the Lavender factor on each side, I like to test to see if it does carry the Lavender factor. Of course, such a bird should only be mated to Lavenders, until it is proved that it does carry the factor. The experts tell us that when both sides of a Black mating carry the Lavender factor, 25% will be Lavender, and of the three remaining Blacks, only one will carry Lavender. I've had good results from such test matings, and over the years some of my best Lavenders came from such a mating, or from the birds that were proven to carry Lavender. This year, I'm using two of these test birds, both mated to Lavenders. So far on April 5, I have a Lavender from just one of these, a Black Gazzi hen, so she carries the factor. Don't have any young yet from the other bird, a Bronze Schietti cock, so I still have some hope for this bird. I differ with Dodd on one other point, in that I like to mate Blacks, that carry the factor to Lavenders. This mating will produce 50% Lavenders, and all produced from this mating will carry the Lavender factor. If I can improve my stud just a little more in the next few years, most of my matings will be like this. With a few being test matings, and Lavenders mated to the best pure Blacks I can breed or buy.

Modenas As A Learning Aid

by LAYNE GARDNER, Colton, Calif.

My main breed is Old Dutch Capuchines and being an avid breeder and promoter I have worked very diligently to upgrade my stud. As I viewed my stud as a whole I noticed certain key elements missing, such as short bodies and horizontal stance. Of course I tried to select for these traits but progress was slow and it became increasingly obvious that I would have to outcross to obtain the necessary traits.

I began looking at other breeds with the idea of breed-crossing and it seemed that the Modena would be the ideal choice. I figured I could get the shorter body and horizontal stance plus a couple of things I hadn't thought of: more width across the breast, nicer head shape, and straight legs.

Rich Gerhart came to my rescue with some young hens and I was all set. As I kept the Modenas in my odd bird pen something happened that I hadn't counted on. I began really looking at these Modenas. The more I looked the better these birds looked. I started thinking maybe I should try a pair or two of these things.

I was lucky enough to attend the show held at Bob Weyrauch's and the breeders there made me feel comfortable and part of things. Carl Ewert, Rich Gerhart, and my good friend and fellow Capuchine breeder Bob Salwey took time to explain what to look for in a Modena and showed me a myriad of colors. I had to have some.

My favorite are probably the Argents. Being smart enough to realize the difficulty in raising Argents Rich Gerhart suggested Dominant Opal. But he didn't stop there. He invited me over to his loft and set me up with three very nice pair of breeding Modenas. I am forever in his debt. Thanks, Rich. Rich continues to be a source of information and is helping me to understand what makes up a good Modena.

I'm looking forward to breeding and showing some Modenas and hope to come up with some decent opals.

It turned out that I never did make the Capuchine/Modena cross since I was able to get some of the offspring of Wayne Waardenburg's Dutch Imports. But I'm glad that I got some Modenas in my loft. Not only are they a bird of beauty but they have changed the way I view Capuchines. See you at the shows!

Red Schietti
Blue Gazzi
Red & Yellow Argents

SCHUMAKER & MEDEKSZO

Somerset, N.J.
201-469-3975

Dunellen, N.J.
201-968-0775

One reason I can't qualify as an expert on Lavenders, is that I have never mated Lavender to Lavender. However, both Bob Pettit and the late Jim Manship have told me they have, and they got 50% Lavenders, and the rest Blacks. Here again, some fanciers will have a hard time accepting this, as they probably think it should be 100% Lavenders from a Lavender to Lavender mating. The only advantage I can see from such a mating, is that you might have more control over color. Bob Pettit has been quite successful mating Lavender to Lavender, and it's a shame he had to give up most of his beautiful Modenas on his doctor's orders. But I consider myself very fortunate, because Bob gave me at no cost, many of his best Lavenders. I visited Bob's loft two or three times in the last couple years, and I considered his Lavender matings the best that I have ever seen. One doesn't see many dilute Lavenders shown anymore, and this is a great shame, as they are a beautiful color. Many intense Lavenders are almost a dirty shade of gray, and even if they have light color, the flight feathers usually present a lighter contrast. Most of the Lavenders Gazzi I have seen or raised in the last few years are too dark in color. Right now I have have three Gazzi in the nest, and two are very dark. I don't think dark Lavenders are the least bit attractive for color. The color in the Gazzi rather surprises me, as the two best colored Lavenders I've ever produced were both Gazzi. These were both intense Lavenders, and were not a light shade of gray, but had a distinct Lavender tinge. The best colored bird of these two was poor for type and was culled. The other was a good type bird, but was never shown because it had a couple of white flights.

Almost forgot to mention the other varieties in Lavender. As Levi says, Lavender can occur in any color. And in Bronze, Ash Red, Brown family to name just a partial list. And these can be solid wing color, checked or barred. All these birds should have a Lavender head neck body and tail, with a bar on the tail. The wing color won't be as rich as in the Bronze, etc. You can also come up with pale color, such as pale Red but these usually have the same pale color over the entire body, and tail. I'm not going to comment on this pale color, as I haven't had much experience with them. Except to say that in my opinion, these should not be classified as Lavenders, but milky Red, or milky Russet, etc. Some day in the near future, I would like to see the Standard Revision Committee consider adding to the standard three new colors in Lavenders. Solid wing color, checked and barred. Perhaps the checked and barred Lavenders should be put into the same class, or at first all three combined at the shows. For now the only way these should be shown is in the non recognized color classes. There are some excellent Modenas in these colors, mostly solid colored wings, but they are rarely seen at the shows. I think we are going to see more and better Lavenders shown in the next few years. And with the examples of Carl Ewert in Reduced, Bob Beckerdite in Argent, Arvin Wallem in Gold and Manfred Ecker in Andalusian, almost anything is possible in Lavenders and many other varieties. In the next few years, I would like to see a lot more successful breeders of Modenas in other colors get started in Lavenders, even if in a small way. I just hope we can improve them for color.

It's a shame that high shipping costs, mean that some of us can't afford to do much showing, except when we can attend and transport the birds ourselves. If you want a real challenge, try Lavenders. I would like to hear from Modena men interested in Lavenders, especially those who already have a good stud in other colors. Right now we have some really excellent fanciers breeding and showing Lavenders. And others are just getting started, or want to get started in this color. I strongly urge that when you produce a good type Black, etc., that carries Lavender, but don't use it yourself, see that it gets into the hands of someone breeding Lavenders, even if the bird is of poor color, it can produce decent colored Lavenders.



NMC CHAMPION

No. 677 Black Schietti Hen is a NMC Champion. — Bred and owned by Willi J. Richert, Valley Center, Kansas.

Robert J. Beckerdite

Argents



Red Argent Cock #458

NMC Master Breeder

Rt. 1, Box 171 B Versailles, Mo. 65084

(814) 378-5307

"The Smell Of The Roses"

by FRANKLIN ESTABROOK, Wilmington, Mass.

At one time or another, all of us have heard this saying. "When one passes through a beautiful flower garden, one should never lose sight, or the time, to stop and smell the fragrance of the roses." In life we apply this favorite saying in many aspects. As a society we seem to get caught up, and lost, in gaining achievements. We never learn to experience true enjoyment of life's offerings. Why is it that we can't seem to find and take the time to stop and smell the roses?

My Christmas gift in 1988 from my son, Frank, and his wife, Marilyn, came a bit early. They presented me with a roundtrip airline ticket to Illinois, so that I could attend the National Show in Peoria. My son and I had an additional treat, in that we were both the guests of Robert and Hazel Pettit of Geneseo, Ill. This alone could demand an additional article about these two very special people.

At this National I was asked if I would contribute an article for this APJ Modena Special. Over the years I have written quite a few articles on Modenas, especially my beloved Argent Modena. But this one is about another aspect of our hobby that is sometimes neglected and overlooked by many.

Being a winner at our shows means a great deal to some individuals. They place these winnings as the goal to be achieved, thus their peers might acknowledge their achievements. And this is all well and good, but it is not everything, and I personally feel sorry for those that put these goals as their top reasons for attending our shows. The laurels of winning lasts for such a short time.

Now I ask each of you reading this article to just stop for a moment and reminisce about the last pigeon shows you attended. What main thoughts come to mind about these shows? What moments in time, that passed so quickly, meant the most to you? Stop right now, and recall that lingering fragrance of the rose, and then continue on.

If you are now recalling of what I am trying feebly to present in this article, your thoughts had to be on one of fellowship and friendships, either new ones created or old ones renewed. If you aren't thinking about these values, you lost an even greater meaning of life.

In my 20 years in the Modena Fancy, I have associated with many, and value their friendship and fellowship. But two persons that stand out upon having the most influence on me has been the late John Jensen of Ottsville, Pa., and Robert Pettit of Genesco, Ill.

I've experienced first hand what fellowship and friendship seems to mean to these fanciers. Taking an interest in fanciers, extending their knowledge, their birds, and their hand in friendship to others at all times. At a show one seldom sees them concerned with the judging, or even how their birds were placed. But moreso, they are wandering throughout the show, extending themselves to others in some manner. Always willing to help out in whatever manner they are able. Not just to the established fanciers, but to the new as well.

That friendly door is opened at their homes to all. And from the lofts, their birds have been scattered, not only throughout the United States, but the world. They have contributed greatly to our National Clubs, in order that pigeons and the hobby be promoted.

It isn't the laurels that one attains in the shows that one remembers, but the lasting laurels of fellowship and friendship that are attained when one takes the time to extend oneself to another in need.

I recall a moment at Peoria when the judging for Best Schietti was taking place and many interested fanciers were clustered at this event. Jim Lairmore and myself were in another area discussing the subject of leg setting in our Modenas, a problem that is appearing in some strains of our birds. At the beginning there was only Jim and I, but slowly a group began to form around us and listening to our conversation. These fanciers hungered for knowledge and it was given freely. Will that moment of fellowship be forgotten? Not by me, and I doubt if it will be Jim.

Over the years, my son and I have judged Modena shows in Canada, and all of us could learn from these shows put on by our Northern neighbors. You begin to feel that concernment they have for one another. I have seen few harsh words passed among them. And these moments of friendship and fellowship are not just in the showroom, but rolls over to their outside events. They extend a helping hand to the new fanciers, because they know that the future of our hobby depends on them. They are always taking that extra step with each other. If at some time, one was able to attend one of their shows, one would feel first hand what I am attempting to describe with words.

As each of us goes through life, do we correctly place our priorities? Have we in some manner lost sight of what is truly important? In the pigeon hobby one can find a uniqueness. The benefits derived can extend far beyond our endeavors and fellowship and friendship should be at the top.

So the next time you attend a gathering of pigeon hobbyists, for whatever the reason, take that moment of time and inhale that lasting fragrance of the rose, you will be so glad you did. Until next we meet, the blessings of our Lord, Jesus Christ, be with each and everyone of you.



Salt Lake City National

by MIKE SPENCER, West Jordan, Utah

By now the Salt Lake City National is off and running. The show committee is most excited and anxious to invite all fanciers to the 1989 version of the National Pigeon Association Grand National Show and Convention with open arms. I would like to quote Brad Child our organizing committee chairman as he invited the N.P.A. officers to accept our Salt Lake City bid.

"Allow me to introduce the Utah Pigeon Club. We are one of the oldest and continuously active Pigeon Clubs in the country, organized in 1908, we are concluding our 80th consecutive year. Our proud heritage and N.P.A. affiliation includes Ray Gilbert, N.P.A. President 1946-47 and again 1950-51, to our present N.P.A. Secretary, Jerry McCalmon. We annually sponsor three shows: Squeaker Show and Picnic in the Summer, Young and Yearling Show in October, and our Premier Show in December. We are accustomed to 2000 bird shows on a regular basis, with specialty club commitments for regional and district meets increasing every year. Our membership has hovered around 90 over the last few years showing a stability that has remained very consistant in the State of Utah. Some may ask, 'Why the unusual affinity between the pigeon hobby and the state of Utah?' We really don't know why ourselves, let the facts speak for themselves. In a state with a population of approximately 1.5 million — 90% live within a three county area called the Wasatch Front. This area includes Salt Lake City, Ogden, and Provo. In this area alone there are: 10 Racing Pigeon Clubs, with over 120 lofts, 8 active Specialty Clubs and the parent organization, the Utah Pigeon Club. These organizations include numerous National Specialty Club and N.P.A. officers. Utah is a literal show piece of the pigeon hobby, a rival of states with five times the population. Utah is the 5th largest state in N.P.A. membership. We invite you to please see for yourselves."

It is obvious that we are pleased to host the 1989 NPA National Show and Convention. We are confident it will be one of the finest you have ever attended. We have a lot of fun things planned. We want to make sure this annual event is the Show Window of our great hobby. Consequently, we have several goals in mind. Number one we want to keep you updated on our progression and plans as they develop through the lines of this publication. Number two you will see regular advertising in the American Pigeon Journal to give the National all the exposure necessary to inform the fancy and insure our success. Number three, we have a worthy goal of offering to each National Champion in the ten to twenty breeds with the largest entry a cash prize. This will be dependent on contributions from individuals, organizations, and businesses who stand to benefit the most by supporting our beautiful show pigeons. We have already received early commitments from M.S. Bird Supplies, Tulare, Calif., Tanner Products Co., St. Louis, Mo., and the Puget Sound Pigeon Club. We will keep you informed as this develops.

We will have a nice sightseeing and recreation package put together for anyone that might be interested. Karen Child and some of the other wives of Utah fanciers have accepted that challenge. Because everything is so compact and convenient in Salt Lake, seeing the sights is a comfortable, safe experience. Within the downtown core area you have: Symphony Hall (home of the Utah Symphony-12th largest in the U.S.) Ballet West (performing at the historic Capitol Theatre), the Family History Library (largest genealogical library in the world), the Utah Opera Co., the Salt Lake Arts Center, Hansen Planetarium, historic Beehive and Lion Houses (Brigham Young's residences), Main Street featuring two of the largest indoor shopping malls in the U.S., and world-famous Temple Square, home of the Mormon Tabernacle Choir (live public performances every Thursday and Sunday). Within one mile of the downtown core area you can visit the Utah State Capitol, historic Fort Douglas, the Natural History Museum and Hogle Zoo. For the sports enthusiasts, there are the NBA Jazz Basketball games, Golden Eagle hockey games, and NCAA gymnastics competitions at the University of Utah.

The facilities are outstanding. Our exhibit will be housed in the Expo-Mart, 29,000 square feet of carpeted space, well lit with a low ceiling and fluorescent lighting. Our show hall consists of two snack bar areas, a spacious lunch and/or meeting room and ample space for judging areas.

EDWARD R. CONLON

Congratulations on another great Modena Special!

I have been a Modena lover all my life and am now raising rare breeds.



C.L. Thuringer Fairy Swallow



Damascene



Macedonia Turbit

Supporting:
National Pigeon Association
National Modena Club
Colorado State Pigeon Association
American Damascene Association
Rare Breeds Pigeon Club

ALSO:
The upcoming Salt Lake City Grand National

33 PENNSYLVANIA #C, DENVER, CO 80203 (303) 733-3072

The security will be excellent. Once the entries are in place, there will be only one entrance in or out. We will have Utah Pigeon Club personnel posted at the entrance at all times. Just one block from the show site will be the Red Lion Hotel which will serve nicely as our convention headquarters. Hotel rates will be $60.00 flat/mainhouse. A national is never as much fun as when you choose to stay in convention headquarters hotels. We encourage you to do so. The NPA Banquet will run approximately $16.00 so please plan to attend.

Transportation to and from the National will be handled effectively and efficiently. Morris Travel has been selected to make all the arrangements. You will find a toll free number listed in our advertisement of the APJ. Salt Lake City International Airport is closer to the heart of the city it serves than nearly any other major U.S. airport. The airport is only six miles - nine minutes - to the show site. Serving as the hub for Delta Air Lines, the Salt Lake City International Airport is served by nine major airlines and three regional carriers that offer 400 arrivals and departures daily providing 50,000 passenger seats. As the crossroads of the West one-half of the Nation's population is located within a 2½ hour flight of Salt Lake, the Utah Pigeon Club and the Red Lion Hotel will have ample transportation available to transport you immediately to the show site.

Our show dates will be January 10-13, 1990. Our goal is to achieve 6,000 entries or more. With our central location in the West, we believe we can make this goal a reality. We are getting good reports from all around the country from those planning to attend. We know we will have great support from the coast, the North West and the Rocky Mountain Area. We are getting excellent commitments from the Mid-West area as well. The Modena people look to have an excellent National as always. Being a Modena breeder, I would like to challenge all other Modena breeders to help make us number one in entries. The Helmet breeders will however, be pushing hard for that number one spot. Helmet entries edged out the Modenas at the Portland National. You Oriental Roller enthusiast will see the strongest show of Orientals ever assembled. Jim Green has really been pushing these as well as serving as our show supervisor. You can count on a strong showing of American Show Racers as usual in Salt Lake. With John Fife coordinating the efforts you will also see an excellent showing of English Trumpeters. Alan Zitting will see to it that Komorner Tumblers take a back seat to none. Other breeds that will be well represented at a Salt Lake National will be Birmingham Rollers, West of England Tumblers, Pigmy Pouters, Fantails, Jacobins, Kings, Swallows and the list goes on. It is the coming together of fanciers from many breeds for a common cause of displaying our hobby that make for a true National. Please put Salt Lake City on your agenda for next January.

TRI-STATE MODENA CLUB

SUPPORTING:

NATIONAL MODENA CLUB • NATIONAL PIGEON ASSOCIATION
KANSAS MODENA CLUB • UTAH MODENA CLUB

A "special" thanks to the staff of the A.P.J. for this outstanding MODENA SPECIAL

Cecil D. Ratley, President
Chuck Lambooy, Sec.-Tres. 6448 W. Center, Lakewood, Co. 80226

Jay Thibodeaux, P.D.

RAISING COMPETITIVE BIRDS IN BLACK SCHIETTI, BLACK GAZZI & GRIZZLE SCHIETTI

SUPPORTING THE NATIONAL MODENA CLUB AND THE LOUISIANA MODENA CLUB

150 John Paul Drive
Opelousas, Louisiana 70570
Phone 318-543-6550



Blue Gazzi
Bronze Tri Gazzi
Bronze Gazzi
Red Schietti
Yellow Schietti
Red Whiteside



JERRY & NANCY KRESS
8220 W. Mill Road
Milwaukee, Wisconsin 53218
1-414-353-5744



MODENA FANCIERS

(l.-r.) Bernard Raby, Mathiew Raby, Mario Robillard, Girard Roy, Stephane Roy. — Photo from Bernard Raby, Thurson, Que., Canada.

Quebec Modena Club Happenings

by BERNARD RABY, Thurso, Que., Canada

Here, in the province of Quebec, there are 25 active members promoting the Modena breed. The name of the game is breeding and showing our Modenas. The young bird and yearling shows are very well attended by the membership of the club.

In our club, most of the members are color specialists, not keeping many colors. Some breed only Schietti while others breed only Gazzi. There are several here who are adding the Magnani color into their lofts as well as some Argents; this can only be very good for our hobby.

We are part of the National Modena Club, and represent the 8th District here in Canada in the Eastern province. The district show that we have each year will alternate between Ontario and Quebec. This way, we are all able to see the improvement in our breed, and the numbers of birds increases each time. We are also seeing a lot of new faces at these shows, and that would indicate that we are probably in good health in the club.



A Schietti Young Cock bred in Bernard Raby's loft, Thurso, Que., Canada. — Photo from Bernard Raby.

Our members have also started showing at the Grand National NPA show whenever it is close enough for us to participate. This year five of our breeders attended the Peoria Grand National, and it was a great show. We saw many super Modenas, and all of the people were very friendly and generous with us to share their knowledge, and give us some very good birds to work with. One of the biggest problems that we all are facing here is the language barrier. Most here are French-speaking, and there is much translation. So, at times, it may take a while for our bulletin to get into circulation.

We would like to thank our friends from Ontario for their support at our shows and also a big thanks to our U.S. friends for their hospitality and generous help. There are many great Modenas across the border, and we saw the results in the show. Many of the members are very competitive, and this can be good for the membership and the betterment of the club.

We wish all of you the best for the upcoming breeding season, and a big smile in the showroom - winning or losing! The most important thing in our hobby is friendship.

Pigeon Diseases

by BART COPELAND, Irving, Texas

There have been more reports of sick birds in 1989 than any other season I'm aware of. Air travel discounts, 65 MPH highway speeds and convenient overnight express air shipping has birds and breeders passing one another back and forth across the nation. Pigeon shows are growing in size and numbers as interest escalates in the various breeds drawing exhibitors and birds from every corner of the nation. It should not surprise any breeder that pigeon diseases and sickness are on the rise. The birds now face a greater exposure than ever. If you want to concern yourself, knowledge, prevention and cures have increased equally.

It is curious that some breeders advise they've never had a sick bird. I say bless you for you've surely witnessed a miracle. Anytime you confine a bird in a loft or coop you've deterred it from foraging in the wild for a balanced diet and clean fresh water. More important you've trapped it away from it's resources of natural medications in minerals and vegetation. Therefore you must provide it's total needs or expect its condition to suffer.

In short if you breed, raise and show pigeons you'd better study the pigeon diseases in advance and stock medication for prevention and cure accordingly. You don't want to know what the "otherwise" may mean to your prize hen or even the entire stud. We are all in agreement, none of us want to medicate, it's expensive and extremely hard on the birds.

It's most unfortunate but the only disease immunity your birds have are those passed from the parents in the genes and those localized in your loft. Even so an immune bird can take the disease it's immune to if it gets in a stressed or weakened condition. A perfect time is either during mating, laying, squabbing, molting, or showing. It's important for every breeder to know, he doesn't have to bring in a disease, it's already in his loft in a controlled form due to the birds immunity. Yes, your birds can become sick even if you don't show, visit other lofts, allow visitors in your loft; have wild birds around the loft, rodents or insects, drafts on the birds; fungus on the droppings or around the squabs nest; have damp, chemical

exposed or spoiled feed; bacteria or algae in your water well or in the city water storage system; over medicate, under medicate or don't medicate at all. Even if you don't have any of these problems, activities or items you'd still better be prepared as it may be your most prized hen that blows out on her next round. No loft is immune.

The worst and most unforgivable exposure a breeder's birds could ever face is some clown bringing sick birds to a show with knowledge they are sick. It's equally as bad for a breeder to ignore all warnings of an outbreak or epidemic. To sell infected birds or even purposely withhold warnings of sick birds in their loft froom someone that's gracious enough to visit.

Pigeons have become most expensive and no breeder wants his birds contaminated needlessly, and he surely doesn't want to lose a single bird. Breeders care for their birds and don't want to see them suffer with pain from being ill.

Be considerate to your birds and your fellow breeders, take a few minutes a day to look the birds over and feel them for lightness. If you discover a problem get on it fast. If you don't know what to do call around to your Modena friends. If they don't know, call a vet, his cost could prove less expensive than the losses. Better than that start now and become aware. Don't worry you won't be over prepared.



BEST BLACK
This Black Old Cock #225 was Best Black Old Cock at the 5th District Meet. — Bred and owned by Bart Copeland.

 # Pigeonnier Chanteclerc Loft #

Specializing in Black & Andalusian
Schietti & Gazzi



Best wishes to all our friends in the world!



Bernard & Mathieu Raby

126 Gagnon St.
Thurso, Que., Canada
J0X 3B0

MAGNANI MODENAS

"STRIVING TO BUILD THE BEST"

JIM JAVIER

GARDEN GROVE, CALIF.
714-894-0928

ALSO
BRONZE & BRONZE-TRI

SUPPORTING
NATIONAL MODENA CLUB, PACIFIC MODENA CLUB



Doyle E. Conner

Gazzis
- Blue
- Silver
- Bronze-Tri
- Sulphur-Tri

R 1, Box 59, Belle Plaine, KS 67013
1-316-488-3252

Breeder — Exhibitor — Enthusiast



The Modena loft of Mike Spencer, West Jordan, Utah.

Modenas In Utah

by MIKE SPENCER, W. Jordan, Utah

My memory of Modenas in Utah goes back to 1966 while showing bantams at the Utah State Fair. I raised White Cornish Bantams and while showing them at the fair, I always liked to visit the Pigeon Exhibit. I naturally always found myself at the Modena Section, thinking that some day I would like to try to raise some of these. I was attracted to the stout bodies on a straight leg, with the graceful curves of the breed. This continued for several years and while getting to know some of the breeders in Utah at that time. Some of you may remember names like Dick Hennifer, Doc Smurthwaite, Paul Madsen, and Morgan Pace. These gentlemen always had large entries of quality birds in the Utah show rooms. Dick Hennifer seemed to dominate the winnings in Modena alley. After talking to Dick for several years about the breed, I finally purchased a pair from him. Dick was instrumental in getting many of the current breeders started or interested at one time or another.

I then joined the National Modena Club and started studying the winnings of those who were showing nationally. My next step was to purchase a pair of Bronze Gazzi from Vern Baker. I don't believe I have ever rasied as nice a Bronze from any pair I had ever owned. I have noticed in recent years books that Vern is still near the top in certificate winnings even though he had passed on several years ago and raised Modenas a relatively short time. I purchased that pair in 1969. A year later I purchased a pair of Bronze Gazzi from Rex Arnold. This was another quality pair that helped me to develop a respectable stud of Bronze Gazzi Modenas. I had these along with some other colors off and on until about 1980. There were several other people raising them in Utah about that time but we were not coordinating our efforts at showing. Consequently, I gave up on the breed for three or four years.

In 1984 Ken Hollingsworth, a neighbor who was breeding English Trumpeters at the time, brought back from the Pageant about five pair of Modenas and asked me to help him mate them up. The bug soon hit me again and the whole flock ended up at my place. I am currently breeding and concentrating my efforts on White Schietti. I also have Red Schietti and just couldn't divorce myself from Bronze Gazzi. Hope to breed a few more bronze in the future. I would like to quote an article I wrote in 1985 for the Utah Pigeon Club Yearbook.

"There is currently considerable interest in breeding Modenas in Utah. Nationally, Modenas are the number one fancy breed. They have a lot to offer the fancier in over 150 colors in three different patterns. They have an attractive type, are extremely hardy and easily bred. We are now in the process of forming Utah Modena Club that would affiliate with the Utah Pigeon Club. One of our goals would be to sponsor a District and perhaps even a National meet of the National Modena Club. Anyone interested in this beautiful Bird of Curves and membership in our club should contact myself or John Augsburger." I was determined that if I was going to get back into the breed that I would help make them successful in Utah.

We have come a long way in a short time. We have already sponsored a District Meet by hosting the Western Regional in 1987 and now we are looking to realize our goal of a National in Utah of the NMC. We owe a big thanks to the Utah Pigeon Club for being responsible in achieving this goal. This will go a long ways to not only being number one nationally but, making us number one in Utah as well. Some more good news to us is that our redistricting proposal has passed the National Modena Club election. That means we will also have a new district within our area and an NMC show closer for us to attend. This will be a boom to the breed in Utah as well as the states of Colorado, Idaho, Montana and Wyoming. The prospects for Modenas in the area are exciting and we'll surely need the support of all Modena breeders in the Rocky Mountain Area to succeed.

Modenas are not new to Utah although our participating of National Modena Club events is relatively speaking. As our membership grows we hope to be a big asset to the breed and to the National Modena Club. We currently have some good support from Bill Cook and Jim Singleton who both have had Modenas as long as anybody in Utah. Mike Ching is our Utah Modena Club Secretary and has been a big supporter while putting together a nice collection of Black Schietti. Duane Bell has supported us well with entries in our Utah shows coming all the way from Butte, Montana. Others showing lot of enthusiasm for Modenas in Utah are Steve Hendricks, Bob Voight, Randy Staley and Mike Miles. You will be hearing more of these names in the future I'm sure.



Black Schietti Modena, OC #765, bred and owned by Manfred Ecker, Lake Forest, Ill.

A Decade Of Difference

by BILL HENDERSON, Chattanooga, Tenn.

I thought it might be of some interest for the readers of this Special to take a look at the progress of our breed through the eyes of someone like myself who has not been active in Modenas for the past nine years. Having just recently attended the Grand National and the largest entry to date of the "Bird of Curves", I had a first hand opportunity to see the best Modenas in the country today.

If I had to pick the greatest overall improvement within the breed in the last ten years, it would have to be the Argents. The progress made in the last decade with this beautiful variety is simply phenomenal and my sincere compliments are extended to the die hard fanciers who have persevered to accomplish this feat.

Close behind the Argent would be the Black Gazzi. When I left the Modena fancy nine years ago, there were a few nice ones around but not nearly the depth that is seen today. At most major meets the Black will be in the running for the Best Gazzi. This is due largely to the quality now seen in the Black Schietti that has also made great strides in improvement. I am most impressed with the style, color and length of leg on today's Black Schietti. The related colors, especially Andalusian, have made their presence known and are often in the winner's circle.

As in the case of the Blacks, the Bronze family had some exceptional Modenas a decade back but not where near the depth of quality that one sees today. At Peoria I felt like there was more depth of quality in the Bronze Gazzi classes than any others. Bronze Schietti have improved in quality and quantity both and have enjoyed a resurgence of interest in the last few years. It was especially nice to see such good birds exhibited in the dilute versions. The color on the Bronze family has made tremendous strides in recent times.

From the Blue family, the biggest improvement can be seen in the dilute versions of this group. Silver and Sulfur Tri Gazzi were something to see in Peoria, although the numbers were small. I am happy to say that the Blue Schietti has come back in quality and the numbers should soon follow. The beautiful Grizzles have come into their own and show great improvement. The Blue and Bronze Tri Gazzi have probably improved the least in the last decade, but that is simply because they were further along than the other colors. There is no doubt that some of the very finest Modenas bred today are from these two color classes and the depth is very good

Yellow Schietti have really come to the front in the last nine years. I saw a definite improvement in the color and especially in the beak. As was the case with the Blue Gazzi, the Red Schietti have not moved as far forward as its dilute version. Again, this is due to the fact that the Reds were so far along previously and they still hold their place as top contender in any Modena meet. However, their Gazzi counterpart and its dilute have only been passed in improvement by the Argents. Red and Yellow Gazzi are now one of the strongest varieties to be found and it must be especially rewarding to those who made these varieties such strong contenders for Best Gazzi.

The ten years before my departure from Modenas saw the greatest improvement in the White Schietti. Well, this snowball has continued to roll and we now have probably the greatest depth for any one color found in the Whites.

While the quality of the Brown family has improved as a whole, I am somewhat surprised to find that they are not more popular than they are. I had felt that they were right on the verge of taking off nine years ago and while the intense varieties are especially nice, the numbers are not real strong. I was very disappointed in the lack of interest in the dilutes of this color family.

The Ash Red family has really come on strong and are often at the top of the classes. This color group has made good use of the strong points of the Blue family and now stand toe to toe with them. The Ash Red Gazzi are exceptionally nice and often real contenders.

Always a tough challenge, the Magnani continues to hold its place in the hobby. Certainly there are very nice ones being bred and they are much improved in the last decade, but I am afraid this variety has not enjoyed great popularity due to the difficulty in putting it all together.

Ten years ago, the N.C.C. class was barely alive and now is often the class where the winners are found. A National Champion came out of this group in recent years and there is no telling what colors will be discovered in the next decade.

With the great popularity of the Modena, it is easy to see how improvement has come to our breed. Bad legs are now almost non-existent, color has made great strides and size has come under control. We need to watch feather quality and in our striving for straight legs become mindful of the hock starting to bow forward. We will never see a perfect Modena, but with the vast number of good breeders and excellent stock available, there will be many that come close to perfection.

One thing I have found has not changed in the last decade is the friendly and helpful attitude of the members of the N.M.C. This fine organization has also continued to improve and grow and will undoubtedly be the foundation for the increasing popularity of the Modena.□

MODENAS
CARRYING CASES
HARVEY RICKER
RR 1
ST. FRANCISVILLE, ILL. 62460
618-943-2235
NEST FRONTS
MEMBER: NMC

Movable Modena Loft

by JOHN AUGSBURGER, Safford, Ariz.

I started raising Modenas 14 years ago. In those 14 years I've moved my birds ten times. I sometimes wonder how I've made any progress toward my show breeding goals. But, there has been some progress, and if nothing else I've learned some about moving modenas and lofts.

The two main prerequisites to moving are to have a loft capable of being dismantled and having some other place to put your birds during the process. For short moves my favorite way to move breeding birds is to leave them in their nests. My best nests for this purpose were 2 foot by 2 foot and 12 to 16 inches high. They were built in stackable units, to be easily carried and transported. I use welded wire fronts that I staple on one side, as hinges, and with a hook and staple on the other side for a latch. These fronts are easily made, easy to open, easy to look through, and very easy to store when not in use. A pair of birds, even raising youngsters, can be penned in one of these nests for several days with no apparent problems, assuming you don't forget to feed and water them! I have moved birds from Arizona to Montana in their nest boxes without problems and without interupting the nesting process.

For long moves, especially when it will be a month or more before getting your loft set up again, a better alternative is recommended. I have a 6 foot by 8 foot trailer that I use as a mobile loft. I also have used this as a small, walk-in loft between moves. When I need it for a move I put the wheels back on, replace the nests with box perches, and load the birds. I might add that this is an excellent time to do some serious culling. That may be the key to my limited success, heavy culling. Unfortunately it is a one way process. I have gotten rid of quite a few birds I would have liked to have had again later on. For the last move I split the trailer into two three foot by eight foot compartments and added a three foot by eight foot folding walking pen to each side. This trailer has worked fine holding 40 to 60 Modenas up to 60 days. Our last move occurred before I could cull all of my young birds. I moved about 75 birds and was okay for about the 60 days, but before the 150+ days it took me to get set up again was over I was back down to about 50 birds.

If you know you will be moving occasionally a trailer of some sort will prevent a lot of worries. Mine is probably worthless for most other purposes but has served me well, and doubling as an additional loft has been very functional. Having it on standby has removed one of the main obstacles to moving — moving the birds. Unfortunately moving the loft is an even bigger problem. Having designed or planned ahead during the loft construction will pay off at this time. I have used the idea of modules to furnish the loft. My nest boxes were either built to be moved as a unit or where designed with slots and grooves to slip together and slip apart again, to be moved as a pile of flat wood. I also use 10 inch box perches, and built these in sections to be more easily moved, and to be versatile in setting up the loft interior.

My primary loft since 1979 has been built around a 10 foot by 13 foot barn roof style, metal utility building. It was purchased originally because I'd used metal buildings with satisfactory results previously and it was all I could afford. In Dillon, Montana, it was barely satisfactory. But at 40 below zero nothing short of a heated loft would have been much better. One problem I had, I later learned to correct. I was not able to keep the floor dry during wet or extended cold periods, which resulted in sick birds. I had originally made window style entry platforms in four side panels for access to the fly pens. In Utah I reversed these panels putting the access holes at ground level. This allowed air movement at ground level not up where the birds were roosting. This kept the floor dry and kept the birds out of the winter drafts.

Although metal buildings are not really designed to be put up and taken down, they do okay, at least if you have a supply of the next size larger sheet metal screws on hand to replace stripped threads. Mine has now been set up four times and since I don't plan to move again it should last for years. One advantage of these metal buildings is that it is easy to remove sections of the side walls during the summer, and allow more air movement and easier access. By putting them back on you are again ready for the winter and better protection for the birds.

The interior of the loft was also built to be movable and was very versatile. I generally had either three or four interior compartments. In Dillon I had four fairly equal sized rooms with wire dividers splitting the loft lengthwise. I could enter the two front compartments through the large front door. Toward the middle were two cross dividers with built in doors, allowing access to the back two compartments. By moving the cross dividers I could change the relative size of the compartments. By moving the center divider off-center I could create larger compartments on one side. In Carlsbad I did this to the extreme. My young bird pens had no access from the inside of the loft, but my breeding pens were 8½ feet wide. The young bird compartments were about 18 inches deep and accessible from the fly pens through the removed side panels. The climate did not really require the panels being on during any season. The building only needed to provide shade and shelter during the worst of the storms. In Utah I had three interior compartments using the same divider materials. The breeding



CALIFORNIA MODENA BREEDERS

Pictured left to right are: Rick Barker, Long Beach, Calif., Jim Javier, Garden Grove, Calif., Dennis Weyrauch, San Pedro, Calif.

compartment and one young bird pen were entered through the front door. In the back of the breeding loft, because it was wider, I had the door into the other young bird pen. This second young bird pen extended clear across the rear of the building. Each of these three setups had its good and bad points. The biggest negative with metal utility buildings is their size limitation and consequently the cramped quarters and difficulty of moving around within them.

On each side of the building I had an 8 foot by 13 foot fly pen. These were also built so they could be broken down into panels for moving. One inch chicken wire netting extended in one piece from the bottom front, up over the top, and down to the ground in the rear. This could then be removed in one piece and rolled up for moving. There were two doors on each outside end, allowing access to the fly pens. Inside the fly pen was a movable wire divider that could be adjusted to match the size of the interior compartment or changed to yield a desired total square feet in size. Running boards attached to the end and divider panels provided extra roosting area and promoted the birds getting more exercise.

My greatest fears in using a metal building as a long-term loft were its adaptability to climate and the durability. I have been reasonably pleased on both counts. I set the building on a double 2"x4" wood frame, and tied it to the ground with four anchors and cables. Over the years it has withstood numerous severe wind storms, up to 60 mph, with no apparent problems. I was frankly amazed several times. In the arid west condensation has never been a problem. In New Mexico I was worried about the heat build up off the metal. It was never a problem. At 110 degrees it was very pleasant inside the loft. I often would go in to cool off. The ability to remove the side panels without weakening the structure, and the use of open wire interior dividers, allowed free air movement and accounted for the good cooling effects. I'm using a very similar setup here in Safford, but have no dividers in the building, using it all as a breeding loft. I open the sides in the summer and cover them with frosted glass in the winter for a greenhouse effect. It is working very well.

The building now sets in the corner of my "L" shaped lofts. The long leg of the L is 2-8 ft. by 12 ft. young bird pens, plus the width of the building, 26 ft. The sort leg includes a four foot by ten foot fly pen at the front of the building and 2-4 foot by 10 foot lofts for my "other" breeds, 25 ft. These additions all have plywood roofs, a four ft plywood wall in the back with 18 inches of open wire on top, an open wire end, and doors facing the inside of the L. Most of the loft is open air. The inside of the L is a covered ramada and shades the loft most of the day. The opposite side of the L has an eight foot by ten foot aviary housing budgies and doves. Also, the ramada includes my show pens and a nice lawn chair. Looks like I'm finally ready to stay put!

My breeding loft is 170 sq. ft., to house about 22 pairs. Bronze schietti is my favorite color, but I also have magnani, red and yellow schietti, and bronze gazzi. I lost most of my male birds to a dog last fall so have started in some new colors with the help of Carl Ewert and friends. I will assess the future of magnani and yellow after this breeding season, and may start in red gazzi instead of them.

If you ever get near Safford, Arizona, come and visit. I finally have a loft I'm proud of - when it's clean! Remember John Augsburger, Rt. 1, Box 10, Safford, AZ 85546. Ph. 602-428-7956.

Buehler's Modena Loft

3008 Ill. Rt. 23 So. ☐ Dekalb, Ill. 60115

GAZZI	SCHIETTI	ARGENT
Red - Yellow	Magnani	Red - Yellow
Black - Brown	Black	Blue - Russett
Andalusian		Black

Phone 815-756-2029

ATLANTIC MODENA CLUB

Proud to be affiliated with the N.M.C.

President
Stew Webster

Vice President
Ed Werner

Publicity Director
Hal Hildebrand

Sec.-Treas.
Titus Hostetter
155 Rocherty Rd. • Lebanon, Pa. 17042



Group of A.M.C. members assembled in front of Russ Sapp's loft.
Thanks to the A.M.C. members who made this ad possible.

Comparison Of European And American Modenas

by DR. JACK H. HORN, Ft. Worth, Texas

In December of 1985 I had the privilege of judging Kings at the prestigious Europasque International Show held in Herning, Denmark. This magnificent exhibition of Poultry, Rabbits and Pigeons is a yearly event and is rotated in several Eulropean Countries similar to the method we use in moving our National Pigeon Association Grand National Show each year. This exposition displays the very best chickens, rabbits and pigeons from all over Europe.

It was a privilege to be invited to serve as a judge at this show, and after meeting pigeon fanciers from several countries I was amazed at their enthusiasm and the attendance of great throngs of visitors. Reports from the marked catalog reveal an attendance of over 20,000 with 7,000 plus pigeons. After completing my judging assignment I had the opportunity to mix and mingle with fanciers from all over Europe and spent several hours with the Modena judges and breeders admiring their beautiful birds and discussing our mutual breed. From these discussions the following opinions were formed concerning the breeding of Modenas in the United States and Europe.

In Europe the Modena has not increased in size and is smaller than its American counterpart. In appearance the European Modena closely resembles the standard in head and beak points with magnificent colors and markings. They have a very round protruding breast which gives them an unbalanced look from the profile view.

In America we have increased the size and weight of our Modenas until presently our winning Modenas are taller and heavier than the European Modenas. The American champions show an overall shortness with a very high tail angle that in some birds level with the top of the skull. The American birds have longer, straighter legs with a rounder look underneath. Station is given more emphasis in America, and it is evident that the breeders and judges have greatly improved the exhibition qualities of this beautiful breed of pigeons.

It is my opinion that the European breeder of the fine Modenas have kept the beautiful round heads with wide short beaks. They have followed the standard which states that the height and length of the ideal Modena shall be 9" and 7" respectively. In early versions of the English and American standards the ideal was the smaller bird with balance and style. This seems to be the preference of our overseas fanciers and was prevalent in their exhibits at the show. In contrast American breeders have followed a trend to larger and heavier birds in Modenas as well as most American popular breeds. This evidenced by the steady increase in size of the King, Giant Homer, Runt, Carneaux and French Mondain. In American Shows the small petite Modena lacking substance will not place high in shows which, also, have larger birds.

Perhaps the greatest difference in American and European Modenas is in color and markings. Nearly all standards of the ideal Modena allow 20 points for these two standard items, but European judges place much more emphasis following the standard in faulting birds with poor color and markings. Consequently, the European Modenas conform more closely to the standard and have developed beautiful colors and markings. In our emphasis on size and station we have neglected this important aspect of the standard and have lost ground to our European breeders. We need to educate our breeders and judges that we cannot place more points on other parts of the standard while neglecting the 20 points on color and markings.

The importation of Modenas in the early years was the method of improving the American birds and most pedigrees reveal English imports in the background. However, in recent years this practice has stopped as American Modenas made great improvements in station, leg setting and size. Along the way the beautiful heads of the imports were lost along with the short beaks. It seems that an importation of these European Modenas might greatly help our heads and beaks of today and perhaps improve the color and mark-



My name is Grand Ma Modena but you can just call me Granny. After, we are going to become good friends.

Now let me tell you I've been around for a few birthdays, mainly because most consider me quite a gal. Would you believe that back during my prime there wasn't one single NMC show that I attended that I didn't get my share of the top honors. My days of glory are now just pleasant memories but hey, did you know I'm still considered a pretty classy chick, top breed hen of the loft! It may surprise you but I've got a pretty sharp mind and have great recall of the many lofts I've lived in the varied methods of care my owners used. You know, I've learned a lot of do's and don'ts over the years and have enjoyed the best and suffered through the worst of conditions.

Over my years of experiences I've gained quite a bit of valuable knowledge. Maybe it would benefit the novice or even a few veteran Modena breeders of my many needs such as breeding, raising and showing. I can even tell you about medications, loft care, health needs and cover many other subjects that you surely will consider educational.

For me to share this information with you, you must help. Send me your advice and tips, c/o Bart Copeland, 3051 Wm. Brewster, Irving, TX 75062. You can make me a much wiser bird and your gift of knowledge will be passed on to your fellow Modena friends through my monthly NMC Bulletin feature called "From the Nest of ..... Grand Ma Modena."

Now I'm just sitting here waiting on your letter.

Signed,
Granny□

ings. This is an idea whose time has arrived, as it is very difficult to find American Modenas with the head and short beaks that the standard calls for. While in Peoria attending the Grand National Show I spent several hours each day looking for a couple of short beaks and wide frontals in any color. There were less than 10% of over 1,800 Modenas at this show that had these good points, and for the most part they were not for sale.

I would like to have a few of those heads and beaks that I like and saw in Europe to introduce to the station and size of some of my own Modenas. It would be a challenge to pursue, but if successful, I might have the perfect Modena.



Bernard Raby's sign used during shows.



WINNING MODENA

This Blue Gazzi Cock, #88-211 was Best Young Blue Gazzi Cock at the Peoria Grand National. — Bred and owned by Doyle Conner, Belle Plaine, Kansas.



The Modena loft of Doyle Conner, Belle Plaine, Kansas.

Health And Preparation Of Modenas For Breeding Season

by DOYLE CONNER, Belle Plaine, Kansas

This article is really addressed to the novice — not Pros! I'm sure they know a great deal more than I do; nevertheless, it is my hope that this information will be of benefit to some breeders in our Modena World.

My loft has two rooms at one end that have the mating and nesting compartments divided by wire fronts. After breeding season is over, I house the cock birds in these rooms. About two weeks before mating season begins, I open up the separate nesting doors. This let's the old cocks find their own compartments and keeps them from fighting so much during the breeding season. As for the hens, I house them all together in one pen.

Before the mating season, I put all of my birds on worm medicine. I use ¼ teaspoon of Tramisol per gallon of water for two days. I repeat this every three months throughout the year. Two weeks following the worming, I put them on triple-sulfur, (1 teasp. per gallon) for seven days. After a week's rest I start to select the pairs and pen them in the mating compartments and add the nesting boxes. I keep them penned for at least two weeks before I start letting them out, two pair at a time. I follow this procedure until all of the pairs have been released. By using this method it gives the birds time to know who belongs where.

During the week before mating, I trim toenails and feathers in the vent area. I think this helps get better fertilization.

And now for my feeding program — I am fortunate to be able to buy wheat, corn and milo from some farmer friends during harvest time. I use three pounds milo, 2 pounds whole corn, ½ pound wheat and two pounds of Austrian dry peas. I also add one teaspoon wheat germ and one teaspoon feed mate (a supplement available through the feed store or veterinary supply). During the time that they are feeding their young, I also keep Purina Gold Blend feed in a separate container for them.

Keeping fresh drinking water available at all times is very important. I add a vitamin and electrolyte soluble powder, one teaspoon per gallon, all year round.

By using the program outlined above, I have had healthy birds, resisting illness from the stress of breeding and helps keep up good body weight.



BEST BLUE

This Blue Gazzi Hen, #230-88 was Best Young Blue Gazzi Hen and Best Blue Gazzi at the 1988 NYBS; Best Blue Young Hen and Best Blue at the 1988 Midwest Regional, Hutchinson, Kans. — Bred and Owned by Doyle Conner, Belle Plaine, Kansas.

Breeding Modenas Today

by DAN TUCKER, Opelousas, La.

Today's Modenas are better than ever, therefore we must have a complete breeding program to stay with the others.

Mating our birds is of course the first step to hopefully breeding quality show birds. When mating we must take a long hard look at our breeding stock. Numbers of pairs mated is not always the key to breeding winners. Fifty pair of culls will produce a lot of culls. Look hard at your matings, breed quality to quality. Try to go power to power in your matings. A bird with long legs to a bird with short legs will not produce a bird with correct legs. However good legs to good legs will more than likely raise birds with good legs. Some with power in the head, etc. Of course narrow long birds mated together will produce long narrow birds. When mating be careful not to be left blind. See the strong and weak points in your own birds. If you can't see your own faults, you're breeding program will never be a good one.

Make sure your loft has lots of room for your pairs. Don't overcrowd this can be your worst problems. Overcrowding will cause sickness and poor results in the nest box. Make sure you have a good health program for your birds. Before mating I suggest ten days on Triple Sulfa, then three days of clear water. Next Emtryl for Canker, then three days of a good vitamin like Vita-Preen. Next worm with Invermectin wormer, three days of Vita-Preen or other vitamin again. Next clean your loft, replace all litter, clean nest, replace with fresh hay shavings or whatever works best for you. I use roost paint after cleaning and spray birds with Sealex for lice or mites. As the birds are placed in the mating pens, the vent area is trimmed. The birds are placed on vitamins again during this mating period as this is a very stressful period for the birds.

After they are mated and placed in the breeding loft the following program is used: Vitamins three days a week, chlorox at one teaspoon per gallon one day a week, clean all water and feed bowls at least once a week with chlorox, good quality feed and grit at all times, replace nest material. After young leave the nest, worm at least every 60 days, treat with Amprol for coccidiosis every 90 days and treat for canker twice per



On the left is the young bird pen and on the right is the Main Breeding loft of Dan Tucker, Opelousas, La.



The first photo shows the show coop area of Dan Tucker's Modena loft. In the second photo, it shows the inside of the main breeding loft with individual breeding pens.

year. Feed Mate is aso added to the feed with wheatgerm oil. Once a week add sodium bi-sulfate and wettable sulfur at a rate of one pound mixed per 100 sq. pt. mixed with floor litter. Salmonella organisms cannot survive at a PH level of below 4.5 and this mixture will lower the PH level in your loft. Keep your loft clean and watch your birds, a sick bird can be found in the early period if you take the time to watch your birds every night when feeding. Here in my area, I have more problems with coccidiosis than other disease due to wet area I live in. I use cat litter as it helps keep the loft bone dry but is very dusty. I have learned to live with the dust, I guess.

Then those young birds start to hit the floor. I move them to a small pen and keep some dozen or so together. I use rabbit bowls so they can find feed and water easily. I always keep one with them a few weeks older to show them the feed and water. After a few weeks in this pen they are moved to the young bird loft. Here they find lots of good clean feed, grit and fresh water. They go through the same vitamin, drug program as the breeders. I work with the young birds in the show pen as much as possible. As only good tame birds win shows. Good records are kept and culling is done three times a year.

Breeders are mated in December and broke up in July.

Show prep is done months before the show season with wheat germ, clean loft, lots of baths and birds kept lice free. Final trimming is done a few days before the show and our birds travel in good clean carriers with lots of litter.

Remember above all to be patient. It takes lots of time, work and luck to produce a good stud of Modenas in any color. Purchase stock from breeders who are consistently on top. Listen and learn, look at your birds as they are being judged. See their faults as well as their strong points. Don't be so hard on our judges, be hard on yourself for the short comings in your show team. Breed to win, win like a gentleman, if you lose, do it with class. Enjoy our hobby, promote our breed and the N.M.C.



Tsa La Gi Loft

by CHUCK HARTER, Tahlequah, Okla.

After seeing the plea for loft articles, and this being the Modena special, I thought that I would make a contribution.

First of all let me explain the meaning of the name. Tsa La Gi is the Cherokee word for "Cherokee," the proper way to pronounce this is "Ja La Gee." Tahlequah is the capitol of the Western Cherokee Nation, so I just thought that this name seemed appropriate.

My loft was built in February of this year. I have been without pigeons since my relocating to Oklahoma from Evansville, Ind., almost four years ago. The building that I had built is 12 X 12 and it was built with Modenas in mind, but this is ideal for many breeds. My loft is in three sections, and let me emphasize here, that I do not care for a three section type loft. I would rather had made it 12 X 16 with four sections. I was just so happy to have a building that I figure I can add on later. Cost was the main factor in this being 12 X 12. At this point in my breeding I have plenty of room. This gives me one 4 X 12 breeding pen, one YB pen and one area for storage. As I advance in my breeding program, changes will have to be made. My windows and doors were all free. I got these from a house that they were tearing down, and I might add that this was the only bargain in the whole process. I have two large windows in the front that faces south, one large window in the back of the middle section. The door is in the front of the middle section, which also has a screen door attached.

I prefer the box type perches for my Modenas. They measure 12" X 12" square. The box type perch seems to cut down on fighting. The nest boxes are 12" x 15". Outside pens are still in the planning stages, as I have not quite figured out how I want them. That pretty much covers the particulars on this loft.

The cost of this loft was roughly $600.00 for the lumber and $100.00 for the labor. Lumber in this part of the country is extremely high. I was just so thrilled with having a loft and being back with the Modenas again it was worth it. I am really looking forward to seeing all of my friends again. If anyone has any suggestions for any modifications on my loft, don't hesitate to write. Good luck to everyone this year.



BEST MODENA

No. 177 Red Schietti Cock was Best Modena, 1988 Midwest Regional and Best Schietti, Portland National. — Bred and owned by Willi Richert, Valley Center, Kansas.

Juniors In The Hobby

by DAVE COOKE, Readlyn, Iowa

Hello to all in such a great HOBBY. I am writing to let you all know how proud these two juniors have been since they have been able to help in the loft and in the showing of their birds. The two boys I am talking about are our sons, Chad, who is six and Travis, who is 11 years old. A lot of you have seen these two at the shows either helping set up or cleaning the show hall or just playing or fighting which they are also good at. When I was 8 eight years old I started raising pigeons with my older brother, we just had somebody's old culls, but we thought we were pretty lucky to have these. But what we didn't have was a father who was interested in pigeons, as he was always working or too busy helping raise nine kids.

What I really enjoy is being with these two in a hobby that we all enjoy. I really enjoy it now that they are old enough to help clean the loft and help with the chores, which I feel, if they are interested in this hobby, is all part of the game.

Travis is the one who raises blue gazzi modenas which he enjoys and likes to compete against old dad in the show ring. With a couple more years of breeding, Travis should be on the right track of breeding some good gazzi modenas. As for Chad he likes the white and black sch. modenas and is always trying to train them, in which he does have a white that will set on his shoulder and eat from his hand when he is helping with chores.

As for the show season in "88", it started with Chad winning the first three shows and boy this had big brother wondering what had happened. But then Travis came back and won the next three shows which Chad couldn't believe what was happening. But then it came down to the last show of the season and you could tell it was getting serious as they were just sitting there saying nothing at all, just waiting for the judge to pick their bird. They both saw the big prize the winner was going to receive. Then the time came and Travis was the winner with his blue gazzi old cock. Chad just sat there stunned and couldn't believe big brother did it to him again. I did get a kick out of one thing that Chad said, "I will get him at the next show." I think for an 11 and six year old they have really had a lot of fun this past year showing and enjoying this great hobby. I really enjoy going to the shows with these two.

So everyone out there with children wanting to get into this hobby or are already in this hobby step back, watch and listen to these kids and enjoy this great hobby with the JUNIORS. I feel this is where a lot of people are MISSING the boat by not getting these young people into this great hobby. So STAND UP AND HELP A JUNIOR, even if he is your child or someone else's and you won't BELIEVE the feeling you get.

The Northland Modena Club—A Strong Local Club

by ROGER KOFSTAND, Hartland, Minn.

In contrast to some breeds (which have several clubs that seem to be competing with each other), the Modena is represented by one strong national club. The United States and Canada are divided into nine districts each represented by a director and each of which sponsors one show a year. In addition each district is combined with two others to form a region that also has one show each fall. There are also about 18 local or area clubs that are affiliated with the National Modena Club. These clubs help to promote the Modena in their area and are often the first contact for prospective Modena breeders.

Serving this purpose in Minnesota, northern Iowa and western Wisconsin is the Northland Modena Club. We are a very closely knit group of fanciers whose activities include the following: A lawn show is held in early August of each year at the home of a host member. This is the first opportunity to show off one's early youngsters and enjoy a potluck dinner. We support entries at several area all-breed shows each year. Our annual show is usually held with the SMPA at Austin, MN, in October. Plaques are awarded to the winners of the various age and sex categories in both gazzi and schietti (e.g. Best Young Gazzi Hen), as well as to best Modena shown by a junior. Also, a futurity is held at the annual show. The Allen Goetzman Memorial Trophy is awarded to the best Modena shown by a Northland member at the annual show.

An interesting newsletter is published quarterly that contains club news, show results and other articles. Our officers for this year are Rich Pierce, president; Jim Abel, vice-president; Roger Kofstad, secretary/treasurer; Del Clausen, director; and Kevin Rocheleau, director.

Does this all sound like something you'd like to be a part of? If so, check our ad in this issue and give the member closest to you a call. We would all be happy to give you full details and just talk Modenas! Or if you'd like a sample copy of the newsletter, please write me for a copy. My address is: Roger Kofstad, Rt. 1, Box 186, Hartland, MN 56042 (507-845-2387). Have a good season!



Bronze Indigo Gazzi Modena, YH #917, bred and owned by Manfred Ecker, Lake Forest, Ill.



NMC CHAMPION

No. 778 White Schietti Hen is a NMC Champion. — Bred and owned by Willi J. Richert, Valley Center, Kansas.



Note the circled Modena in the picture. See article "Talking To The Birds" by Bart Copeland.

Talking To The Birds

by BART COPELAND, Irving, Texas

"Good morning number 37 white hen. It's about time you flew down to eat and drink a bit. You'd better retank that fat belly so you can keep these two hungry babies strong. You know number 37, it's nice I can sit here with my coffee, in a comfortable chair, positioned just right in the loft's show room to observe 3 of the 4 breeding pens. Don't solve too many problems but it's sure relaxing.

"It's good we can have these talks. Say, are your wings dropping even more as you get older? You really do look peculiar and I'll swear if they droop more they'll drag the floor. Don't worry though, if they do we'll find something good about it. Hey, I'll bet I can track you through the loft from the furrows they leave, ha.

"This coffee really hits the spot. I know, I know, I'll cut back on the caffeine. How would it sound if I tell you I'll add more of that decaffeinated stuff on the next pot I brew? Number 37, I was just wondering .... how many breeders would have culled you because you drop your wings? Naw, let me repose the question. How many breeders would have seen past your fault of dropped wings to the major benefit that created it, your extremely short back? You know a short back is an outstanding trait to breed from. Maybe I'd better call Dave Johnson and thank him for letting me have you.

"I wonder if he ever thought you'd throw the 1988 5th District Best Modena, #322.

"If you remember, I was sitting right here when your mate flew down from sitting #322 and fell over dead. I still believe it was a massive heart attack as he looked and felt as healthy as a bear. Number 322 was only 2 days old. You were a good mama to raise her by yourself. I really should call Larry Gordon and thank him for letting me have 322's daddy.

"Number 37, I wonder if the others in the hobby think I'm a pretty fair Modena Breeder? You know the loft did have 2 Best Modenas in the 1988 shows. Think we should confess to them a greater power than man or bird was responsible? Do you think we should let them know our friends in the hobby that let us have the good stock birds are due the credit? Naw, let's don't tell them. Let's hope they think we've discovered some big break through in Modena breeding or that we've progressed into genetic wizards.

"Well look #37, here comes #356 white cock. Good morning #356, so you decided to have your breakfast. You know #356, I really should call Willi and thank him for your mama, cause you're a real prize. Well maybe later, hey birds I've got to go to the feed store. Now you guys get busy and hatch some more champions like yourselves. We'll talk more later."□



At the 5th District, left to right, Mike Severe, Hoddie Johnson, Bart Copeland, Junior Exhibitor Robbie Adams. — Photo from Bernard Raby, Thurso, Que., Canada.

Helpful Hints

by FRED NICHOLS

Where to start? That's the question in more ways than one. Not only was that my dilemma with this article but with Modenas when my younger son got my pigeon fever out of the dormant state in late 1983. I raised modenas 1960-1873, but got out of them due to getting more involved in doing the Lord's work. Before getting started again we decided that pigeon shows would not take us away from church more than 1 or 2 Sundays per year. Donnie and I have had many good trips and experiences since that time and my friends in the Modena hobby are priceless.

Larry Brown of Eden, N.C., was instrumental in getting us started again. He had just purchased Jack Driscoll's stud of Black Schietti and let us have half of those birds plus some excellent foundation birds of his own line. This got me started in blacks and a trip with Larry and Dave Burley to the 5th District Meet in Louisiana got Donnie some excellent Yellow Schietti from Harold Martin. Dennis Weyrauch sent me two pair of Tri Gazzi with Rick Barker when Rick judged our Second District Show in 1984 and this got me off on the right foot in Gazzi. Don Roddy got Donnie off with some fine whites and Paul Ober let him have some birds from his winning stud. From this start we have tried to blend our own line of birds. Thank you fellows for getting us started with some mighty nice birds.

If you are thinking of trying Modenas, attend a show and look at all of the beautiful colors. After deciding on a color or colors, look at the show reports of the last few years and see who is consistently at or near the top of those classes. Write or call these breeders and let them know you're wanting to get started with as good as they can spare. It's better to buy one excellent pair than two good pair.

Some tips I've discovered through trial and error have made our birds easier to manage. One of those is keeping their feed clean. We made a 24" x 30" frame out of 2" and 4" lumber and covered it with ½" sandscreen wire. We set our feeder on this and now when the birds sling out some of the feed, another bird can't come along and pick that feed out of the litter or manure. Keeping the feed and water clean is mandatory for good healthy birds.

We designed our loft so the show room is in the center. That way it is convenient to work with the youngsters at an early age as well as after they are weaned. Early coop training is important to develop a show winner.

If your loft has a fly pen with a wire bottom, re-enforce the bottom framing with a 2" x 4" box frame where your bath pan sits. This will keep the wire floor from sagging from the weight of the bath water.

Box perches built from 1"x6" boards will keep the birds from messing on each other and possibly help them "roll-up" their tails. If you keep your breeding areas small in number of pairs, fertility will be better. About 6 pairs per 6' x 12' pen seems to work well. Individual breeding compartments of 2½' x 3' will give the birds adequate room to work.

Hope the above thoughts will make your birds more fun and easier to keep. We've got the greatest hobby in the world, let's enjoy it to the max.





Wayne Pasco's new loft.

Pigeonholes . . . . . Loft Ideas For You

Beginner's Pigeon Loft

by RENEE C. DAVID, LaFarge, Wisc.

I made it from a set of plans sent to me from Larry Narcisse, president of the Palmetto White Carneaux squabbing pigeon club. It seems to have originally been plans out of an issues of **Sports Afield** magazine for someone keeping pigeons for training bird dogs.

The plans contained 16 pages of illustrated step-by-step instructions. I know very little about construction, though I'm relatively handy about our farm and can follow instructions.

I found the plan easy to follow (very similar to following a dress pattern in home sewing - a skill most of us are born with!).

The loft cost me about $107 to construct .... the extra $7.00 for the first sheet of plywood I ruined by cutting the doors in the end panels sideways instead of upright as the instructions clearly say. Guess my initial enthusiasm got ahead of my horse sense. Believe it or not, after this disheartening beginning, I actually contemplated opening the doors to the loft either up over my head or down. But after overcoming my disappointment, I said no, I was going to do this project right, so I hopped back in our pick-up and drove the 12-plus miles back into town to get another sheet of plywood.



A sketch of Renee C. David's first pigeon loft. Renee lives in LaFarge, Wisc.

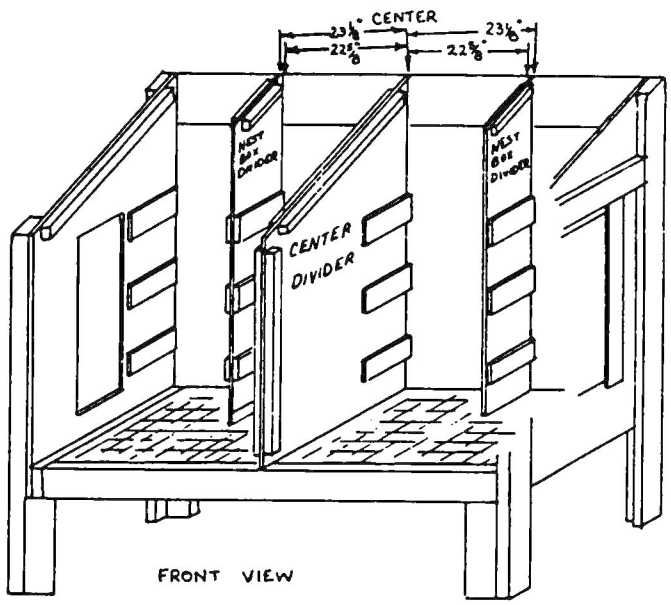

Front view of a beginner's pigeon loft from Renee David, LaFarge, Wisc.

The loft took me 13 hours to construct using a skillsaw, drill and sabre saw plus screwdriver, hammer, tape measure, and T-square.

It basically is a 8'x4'x4' unit and has two compartments which would accommodate six pairs of pigeons on each side or 24 birds all together.

The below picture shows the inside divisions and nest box set-up. A door goes in to each 4'x4'x4' compartment. The floor is chicken wire and stays nice and clean and is 20" off ground level.

I built the loft inside an outbuilding, which saved me shingling the roof as the loft is inside and instead of the outside "sun-porch", I just cut a hole into each compartment and covered it with chicken wire. For now, my original 3 pair of squabbing Carneaux are on one side and I intend to use the other side as a young bird pen. Finally, I plan to open the "windows" onto a sunporch coming through the shed wall.

The loft is square and solid. I'm quite pleased with it overall. It isn't perfect, but the pigeons seem to like it just fine.

The two problems I have found with it are: 1) you have to open the door to enjoy looking at the pigeons or to inspect the nests (the little window opening is too small and lets in too little light) and 2) the removable nest shelves aren't snug (perhaps that is due more to my amateur efforts) and the first clutch of eggs I had got smashed when the nest shelf above it fell during the general carrying-ons in a pigeon coop. I could have nailed down each nest box shelf, but instead just tacked it in, in order not to lose the removable feature. If I ever get addicted to pigeons, I would probably prefer a walk-in loft with more light and a decent flypen (though I've often read it isn't necessary).□



Spotlight On Youth

American Pigeon Fanciers' Council

by JAN PARROTT-HOLDEN,
Youth Chairman & Media Consultant,
Vancouver, Wash.

ROLLING ALONG

I think everyone would agree that it is the young people in our hobby who count. They, as English poet William Blake said it, "catch joy on the wing." I'm always happy to get a note from one of the juniors. They are so full of enthusiasm and so caught up in their dreams. Not like most of us grown-ups — who've let reality get in the way.

Last month I received a nice letter from **Kelley Spurling** of Grants Pass, Oregon. Kelley is 16 years old and has been involved with pigeons for about ten years. He started out with commons and a few Kings but today spends his time strictly with Performing Rollers. (Presently he is raising Whittingham and Birmingham varieties).

Kelley considers himself a very serious junior member. He doesn't want to waste his time just "dabbling" and believes that he'll be involved with birds all of his life. He names two other friends **Kristen Johnson** and **Andrew Kerns** (fantail raisers) as being among the more serious show juniors in the hobby, and projects that they will one day be among the master breeders.

Says Kelley "The more serious a junior is the better off he/she will be later on. Actually, I am surprised Kristen seems so serious, there are so few girls in the hobby." (Author's Question: "I wonder if that's a complaint?" Ha!)

The Whittingham and Birminghams in Kelley's loft are strictly for flying — "No show birds in my loft", admits Kelley, though he doesn't put down his friends who prefer show.

His Whittinghams are of the Les Manz strain and he says they are truthfully Whittinghams in name only. "The other half is the Karp family, an extremely old family of pigeons. These came to me from **Chan Grover** of California. Chan is a master of Rollers."

Like many in the hobby Kelley corresponds regularly with men he feels are both friends and teachers. He advises that all juniors become knowledgeable about their particular bird and become acquainted with a reputable breeder. "If you show you are truly interested, believe me, you'll be treated well," says Kelley.

Kelly has formed a friendship with **Dan Ouellette** co-founder of the Performing Roller Association. "Actually all of my birds came through Dan". His friendship with Dan has led him to others in the hobby whose skill and knowledge Kelley admires. Among these are **Bill Schrieber, Jim Johnston, George Mason** and **Bill Barrett.** (George Mason and Bill Barrett are from England). Roger Baker is another of Kelley's mentors. These flyers all have birds Kelley classifies as being of superior quality.

"Presently I am breeding from 20 pair, am flying a 12 birds holdover kit and raising 75 birds this year. I've already banded 50 so I'm doing well."

I think we'd all agree with Kelley. It's pretty obvious to all of us, **Kelley Spurling Is Really On A Roll.** Good luck, Kell!

Questions & Answers

by CLAIR HETLAND, Golden Valley, Minn.

Dear Clair:

I gave two shots of paratyphoid vaccine to my short face birds, even those few with swollen wing joints and not one lost. Another friend gave all his birds two shots and no losses. This kind of disagrees with your saying you should look out for losses.

Dear Fancier:

I guess I was being over cautious. There seems to be little danger using the paratyphoid vaccine. Actually I would be happier if the product would kill the carriers of Paratyphoid but it only makes them a little sicker for a day and a half.

Dear Clair:

What are we going to do about Canker now that Emtryl is off the Market?

Dear Fanicer:

As of now you can still buy Ipropran from Foy's until the supply runs out. It's very good flock treatment which I have felt was better than Emtryl for years. It will be off the market for the same reasons Emtryl is off. On a brighter note regarding Canker, the Spartrix tablets will be back on the market in a month or so. They will be $10.00 for 50. Not the $8.50 they were in the past. It took the Wildlife Laboratories a great deal of field testing and struggle to get them back on the market and we should all give them a big thank you for their efforts. It's no small thing getting a product approved. On that same note Wildlife Laboratories is working on other products for pigeons that really look good. We are very happy to be a distributor for Wildlife Laboratories.

We will be running an ad as soon as Spartrix comes back.

TRI-CO. FUR & FEATHER CLUB
1989 SMALL ANIMAL & BIRD
SWAP DAYS
SUNDAYS
SEPT. 17
OCT. 15
$2.00 per vehicle to Buy, Sell, Trade or Look.
8 a.m. to 2 p.m.
Junction Hwy. 154 & P Blacktop,
Liberty Community Building, Vandalia, MO
FOR INFORMATION: 314-735-2748, 314-594-3819
No Animals In Building — Not Responsible For Loss, Injuries Or Accidents

The
Pensom Roller Club
FLOYD L. MAYBERRY, Secretary
Rt. 2, Box 119, Marlow, Okla. 73055
(405) 255-8844
A National Specialty Club devoted to the continued high standard and preservation of the pure Pensom Strain of Birmingham Rollers.



Blue Grizzle Cock PRC-1455-56
Bred by the late Bob Evans



Eastern Jacobin Club News

by DONALD O'CONNOR, Pub. Dir., Copake Falls, N.Y.

Well as of this time the news I'm getting seems to be good. Everyone I've heard from seems to have several young birds banded and out of the nest. So it seems it's going to be a great breeding season. I would like to warn everyone, I received a short note from John Kirchner, saying he has several birds banded and he is looking forward to the young bird show in York this year. So be forewarned guys! Remember last year? Tim Bolton says he has a few birds banded, so it looks good, for this early in the season, May 10. I can't say I'm doing that well. Weather up here still is not stable, 70 degrees one day, 40 degrees the next, also a lot of rain. The birds are still getting off their eggs. The good news is, I've got one nice Almond banded and two lively young ones hatched out of my best white cock, so here's hoping.

I also received a letter from John Manckia, says he has a few out and banded and has hope of coming up with some nice young blacks for this year's young bird show. He says that the black cock he bought out in California from Dennis Soares is working out real nice for him. John was saying he is mixing iodine in the drinking water every day and the young ones are not having any trouble escaping from their shell. He also feels the iodine is helping the bird's fertility. John is also trying an experiment by feeding some of his birds chicken laying pellets, 11% protein, as John says it has everything in it that the birds need as far as vitamins and medication and should help the birds with their fertility. I just hope that when he puts them in the show cages they just might start to crow, COCK-A-DOODLE-DOO! Just kidding John. We will all be interested in how things work out for you this season. John also wanted to pass on a bit of information to the members of the E.J.A., the reason for keeping of good records for the breeding stock, he recommends splitting up the pairs half way through the breeding season and remate the birds differently, and the next breeding season you'll have a group of half brothers and sisters, the best combination for breeding particular characteristics.

Well for me I have most of the spring chores done here, put a new deck on the pool and fencing. Got the wood cut for next winter and the turkey season opened May 1 and ends May 31. So I'll get down to real business June 1 and box in my best pairs and hopefully get one good round out of the best ones, then I'll be completely happy. I want to at this time to encourage members and non-members to get in touch with me and let me know what you're up to. Any ideas, you might have about the club, or your breeding program, or any useful information you might have. I would really like to encourage the members that belong, what I mean is the guys that pay dues. I'd like to hear from you, know your views and maybe get involved in showing your birds at the club shows. Please write or call me at 518-329-6942 or write Don O'Connor, P.O. Box 62, Copake Falls, N.Y. 12517.□

Metro Pigeon Club News

by ELMER F.T. UHRICH, National City, Calif.

The Metro Pigeon Club met for its monthly meeting June 11, 1989. A very nice crowd of pigeon fanciers came by. In fact the Rev. Isaias Serrano family came all the way from Sultana, CA., which is in the San Jose, Ca., area. They moved away a few years ago. They were very happy to meet up and visit with old friends. Ole Olson of Encinitas, Ca., came by for a show and judged the Show Kings, won by Stanley Gentz. Andy Standard of Solano Beach, Ca., was down for a good visit with us. Paul Platz of Poway was here also and did some judging for the club. Mr. Platz had his hands full for a while. There were eight different breeds of pigeons in the miscellaneous class. Mr. Platz is a professional judge. He went over and over and ended up with the silky white Fantail bred and owned by Don Klatt. Don knows good and well that he has a good pigeon ready for the Pageant of Pigeons after that going over. It was nice to have these professional judges drop in on us and also judge some pigeons. It helps our Metro Pigeon Club to have them come by and do these favors. Really appreciate all this for the good of our pigeon fancy.

The club only had 97 pigeons today. Since many people have their pigeons ready for the big show coming up on June 22 at Del Mar, Ca. This show lasts five days, June 22 through June 27, 1989, Del Mar Fair.

Flying Rollers was won by Paul Platz. I missed the judges name. He was a visitor also. The Flying Rollers had a total of 27 pigeons. The miscellaneous breeds of 20 were judged by Paul Platz. The Old Dutch Tumbler were judged by Calvin Perez with Richard Gentz the winner. The Lahores were judged by Corey Hays and he also broke down some of the breeds in the miscellaneous breeds like Fantails and Komorner Tumblers.

Corey Hays and I held the raffle with John Carlson winning two bags of 25 pounds of pigeon mix. Steven Wallis one bag and Calvin Perez one bag. Two Racing Homer cocks donated by Harry Rogers was won by Javier Alvarez. One pair of Rollers won by Eliseo Serrano. Everyone had a grand time. They really enjoyed their visits today, Stanley had plenty of ice cold soft drinks to go around.□

UNITED ROLLER CLUB OF AMERICA

Established In 1935

Largest Roller Club In America

An Organization Dedicated To All Aspects Of The Roller Hobby

For information, contact:

Don & Judy Smith, Sec.-Treas.
1040 Echo Beach
Jackson, Mich. 49203

NATIONAL BIRMINGHAM ROLLER CLUB NEWS

Dedicated to the preservation and further development of the Birmingham Roller in the air.

by VAUGHN J. SUHLING
Public Relations Director
RR 1, Box 107, Chapin, Ill. 62628
(217) 456-2218



Carl Hardesty has asked me to take over the Public Relations Director's job for the rest of Jerry Boehmann's term. Jerry is ready to take a well earned and much deserved break for a while. Jerry has done a fantastic job and I feel I can speak for all of the NBRC members when I say "thanks Jerry for a job well done."

As I am unknown to many of you an introduction is in order. I live in the west-central part of Illinois where the miles of endless cornfields meet the rough country of the Illinois river area.

I've raised rollers since February of 1975 with a little time off for service in the USMC. I raise flying rollers only, but long ago quit running down the show guys. We are all rollermen and we need to realize that the man that pays the feed bill has the right to raise the type of bird he chooses.

I'm a fan of the ultra velocity spinners that develop a little later in life. ! believe that the hold-over kit should be the proving ground of our breeding program, and that the flying of young birds in competition should be de-emphasized.

Now that you know a little about me, let me get on to this months article.

THE HOBBY TODAY

Where is the performing roller hobby today? Is the hobby better now than it was, say five years ago? What about 10 or 50 years ago? Does the future look good for the hobby? Let's look at the hobby closely for a minute or two and try to answer these questions.

The controversy over fly vs. show has finally been laid to rest. There are still a few flying guys with "showy" spinners, and a few showmen that claim their show rollers can spin. For the most part however, we now have two distinct breeds of rollers. I was in the hobby during the turbulent 70's and early 80's. Looking back I feel the split of the two types of rollers has done more to improve relations between the show and fly factions than anything else to date. Showmen and fly guys get along better now than they have for years. We have our type of bird and they have theirs, but we are all still rollermen (and ladies).

The number of people in the flying roller game appears to be at an all time high, and still growing by leaps and bounds. The NBRC now has 700+ members. That is the most members any national flying roller club has had in history. Several of the smaller national clubs can claim membership rosters near the 200 mark, and many of the regional clubs are showing recent growth and strength. Local fly clubs have sprung up all over the country. While many of us belong to two or more clubs, thus swelling the membership of more than one club, we are still talking about an impressive number of performance minded rollermen. Surely no one can dispute that there are more people involved in flying the Birmingham Roller today than at anytime in the recent past.

The percentage of rollermen that are striving to breed super high quality performing rollers is higher than it has been for at least 20 years. Dual purpose is dead. People have now settled down to raising aerial wonders and have left show values to the Show Roller - that is not to say that we should not maintain type, good feather, etc., in our flying rollers. More and more fanciers are getting excited about very high quality birds and the quantity of good spinners is also on the rise; still low by percentage but getting better all the time.

The performance standards for aerial performers are rising to heights that have not been seen in two or three decades. Local fly clubs, competition flys, certified spinner programs, and fancier awareness have all contributed to further boost quality and interest levels in super spinners. On a personal level, I feel there are more and better spinners in the midwest today than there were in the mid-70's when I started in the hobby. Fifteen years ago you were lucky to find one true spinner in 200 rollers in the average loft. Now I would say it would be close to one in 75 - notice I did **not** say champion, they are still rare at best.

Today we have a large pool of highly respected veteran fanciers, men like Paul Vaughn, Chandler Grover, Roger Baker, Frank Dallas, Wally Fort, and others. These men have devoted years of hard work to the hobby. Each of them is a wealth of knowledge concerning the various aspects of flying the Birmingham Roller. All of them are a natural resource that the wise fancier will tap into and ask questions. These men are better fanciers than many of us can ever hope to be. What makes these men even greater is the fact that they are not resting on their laurels, they are still trying to learn more and continue to work for the betterment of the hobby. These roller greats have let us young bucks take a stab at life in the spotlight, so to speak, but they are all right there when you need the advice of one more seasoned. By so doing they are insuring that the next generation of rollermen will be ready to push ahead and keep the hobby on the upswing. These premier fanciers are truly one of the crown jewels of the roller hobby today.

So, as you can see, the roller hobby today is in great shape. We are on the move and that move is positive. But, what I feel is the best part of the hobby today is not any of the things I've already mentioned. To me the best aspect of the hobby today is the National Birmingham Roller Club.

The NBRC is blazing new trails into the roller frontier. With such programs as competition flys, a certified spinner program, an outstanding bulletin, a yearly national convention, a video library and a commitment to true quality in the air, the NBRC is having a very positive impact on the hobby. Beyond all of this though is the fantastic commaraderie and friendship that abounds in the NBRC. All members are treated as equals whether they be 7 or 107, whether they keep two rollers or 200, or whether they are die-hard kit fliers or just keep two pair to look at. The NBRC is an all fly club for **all** people who love the flying type of Birmingham Roller, no matter what their intererst level.

Yes, as you can see the hobby is in great shape and the NBRC membership can take a lot of credit for that. However, we must not just sit back and watch. We must take the wisdom of our veteran fanciers, the energy of our youth, and the experience of us all and use them as an anvil to forge an even better and brighter future for our hobby and our club.

If you would like to be a member of the finest all fly national roller club send $7.00 to: George Valiska, RD 2, Box 437, Delta, PA 17314.□



Long Island Domestic Flight Club

by JOHN IZZO
1400 Thompson Drive
Bay Shore, New York 11706

Here it is the end of May and it's the right time of year for breeding. Most of our members are doing pretty good, too. Some better than others, but they're all doing something. Steve LaSala has a couple he likes. Eddie Kliess is having a slow start, but watch out for him once he gets rolling. Pete and John O'Patovsky have a few youngsters with a couple of silver duns they like. This father and son team have some of the best blues and silvers around. Patty Cantalino is doing fine. I hear Paul Rotondo has a couple of good dark teeger plain heads. Good for you Paul, keep on plugging. Bill Cusak has a few on the floor he likes. You can always count on John Willi for a couple. Over all, most guys are doing well. I almost forgot Dave Mikes. We hear he has 50 or 60 or so banded, and when you ask him if he has any good ones, he gives you this grin from ear to ear, but doesn't say anything. I know he was hot to join in on our $25.00 show, so you figure it out.

Again, it's the end of May and all those youngsters are popping out all over the place. Well, at least they should be. If it doesn't happen in May and June, it will never happen. It's not like February, March and April when you get two eggs and they're either not fertile, turn to water, die in the shell, don't hatch out properly and you have to take them out of the shell or the pumpers don't pick them up and they die the first day. It's almost summer and they say even a door knob will lay this time of year. Now the slow starters are working, the pumpers are working, you get two eggs and they're both fertile and when hatching date comes around, you check the bowl and find two youngsters both sitting up straight with their crops nice and round, full of pigeon milk. Everything seems to go right this time of year. So, keep an eye on everything, keep good records and keep on banding those youngsters.

It is also a good time of year to check out your pumpers. Naturally, any pumper that does even one thing wrong, should be discarded immediately. If you're able to do this, great, if not, and you were forced to keep whatever pumpers you have to the end of breeding season, start planning now. Raise some youngsters from your best pairs of pumpers and use them as replacements for the bums. We all should know what good pumpers are supposed to do so I won't go into it. Do yourself a favor and get rid of the ones that aren't doing the right thing. Not everyone has the quality of pigeon and the breeding ability to raise a good show pigeon, but we all should be able to manage a good team of pumpers. Don't forget, the pumpers are the work force of every breeding loft.

This article will be in the July A.P.J. so when you read it, go out to the loft and get to work on those pumpers. While you're at it, July is a good time to evaluate your youngsters and their parents. Be "Super Critical" of your breeders, keep as few as possible and only the best. Cut down on your cocks and work your best cocks to two and three hens each. Your five best cocks mated to your ten best hens will produce better quality youngsters than your ten best cocks to your ten best hens. Cull severely, any bird that you come across that you're in doubt of; should I or shouldn't I keep him? As soon as you say should I or shouldn't I, that's the key, he goes. Get rid of it; don't keep it. A good breeder of pigeons, any type of pigeons, is a very strict breeder. In his loft he's mean, ruthless, heartless, dangerous, vicious and everything else bad you can think of. He is also the guy everybody is chasing, trying to catch up to. He's the guy with the best pigeons around, the guy with plenty of knowledge of his breed. Be a nice guy outside your loft, but when you're inside, be rotten!

We should also be planning our matings for next year; take this into consideration when culling. The more you cull, the better off you're going to be. The more you cull, the better off our breed will be. "Keep the Best, Kill the Rest!" More PIGEON DUNG next month.□

American Pouter And Cropper Club News

by RON SCHROEDER SR., Milford, Ill.

The Milford Young Pouter and Cropper Show is just around the corner. The last Sunday in August 1989, will be the 8th Annual Young Pouter and Cropper Show in Milford. There will be young bird entries from Illinois, Indiana, Ohio and Michigan, with nice awards for Champion and Reserve Champion. We are going to have a nice raffle and plan to auction off a few nice pairs of Pouters and Croppers with a percentage of the profit going to the owner of the birds and the rest going to the American Pouter and Cropper Club.

All Pouter-Cropper breeders are invited, so if you need an entry blank, write to me or call me at 1-815-889-4126. We will furnish dinner to all club members and their families and exhibitors and their families. This will be a very nice Pouter Meet, so plan to be there.

The National German Trumpeter Club is having their young bird show with us again this year. If there is anyone who raises both breeds, they will be able to enjoy both club shows the same day and location. Entries for the German Trumpeter Club are to be sent to Jim Buhrmester, 208 N. Glen, Milford, Ill. 60953. Entries for the Pouters and Croppers are to be sent to Ron Schroeder Sr., 205 S. Grant, Milford, Ill. 60953.

The American Pouter and Cropper Club is trying to spotlight one member a month in our American Pigeon Journal column and this month it will be Mr. Al Six. Al's wife's name is Alayne and he has four children: Heather, Suzanne, Allison and Clinton. Al raises Reversewing Pouters and Pomeranian Pouters for the last 15 years. Al also has raised Lahores all his life and in the 60's and 70's he produced some National Champions. The most excitement Al gets from the Pouters is the hope of improving the birds each year. His other hobbies are trout fishing and hunting.

Al's comments on the overall Pouter and Cropper hobby is that he would like to see improvements in the judging. He would like to see the whole bird judged and not just parts of them. He would also like to see more of a point system used.□

Dixie Fantail Club News

by GARY BRONSON, Pub. Dir., Delta, Ohio

I realize that this will appear in print approximately two months after the fact, but I just received a phone call this past Saturday night informing me of the passing of Earl Clark earlier that morning due to a heart attack. The sympathy of the entire Dixie Fantail Club goes out to his family. Earl was an asset and highly valued and respected member of the Fantail Fancy. He will be missed by the many friends he made from coast to coast.

The breeding season is at its tail end now and as usual, we are getting a mixed bag of reports on how the birds are fairing in everybody's lofts. The cool wet weather that we experienced early on and that continued into the Summer played havoc in many lofts with chilled youngsters and high rates of infertility. I've been especially careful in watching the youngsters for canker or paratyphoid outbreaks, but so far have escaped these problems.

The moult is one of the most critical times in the development of those potential champions (second only to the weaning period) and added care should be taken with your birds at this time. If you haven't been supplementing your birds diet with vitamins, now would be a good time to start. These water soluable vitamins must be given fresh **each day** because of the chance of bacteria contamination in the warmer weather. If allowed to build up, these bacteria can lead to gut infections, which causes a high degree of stress which opens the door up to all kinds of disease problems and a very poor moult. These vitamins are not recommended for use with breeders who are feeding strictly pellets, so keep that in mind also.

The annual show is progressing nicely and the indicators all seem to point to one of the nicest shows ever that the Dixie has put on so keep this in mind when you are deciding on shows to attend this year. Dwight Crewdson is a highly respected judge and the atmosphere at this show is very relaxing, even in the heat of competition. Do yourselves a favor and give this show a try. You will be pleasantly surprised.

One final thought. With the onset of fall, many people are starting to think about buying birds to improve their studs or perhaps the adding of a color or two. I would like to give you a quote taken from the **Fantail Handbook** on page 64 in an article by Dr. Raymond Ostrander. "If one feels the need to outcross, the bird introduced from the outside should be of the highest quality available. Mediocre birds will sometimes breed winners if mated to good ones of the same good strain, but usually poor quality birds of different strains produce mostly culls." Save yourselves a lot of time and heartache by purchasing the best quality birds that you can afford. It is not quantity, but quality that counts. See you at the shows.□



Hopefuls

The birds are mated, eggs laid and some youngsters have left the nest. The hopes of matings that we work on during the winter on paper and then looking them over again before actually mating up will soon be giving us some early indication on our ability to pair the right birds. This, as I said, is only a measure, as it will be well down the road before you see how well some youngsters will turn out.

Some fanciers cull youngsters coming out of the nest, some at eight weeks, and then there are the ones who keep all young until after the moult. The fancier who culls early is probably taking a chance that he may dispose of the best youngster he will raise that year. Yet if he knows his family of breeders he probably can eliminate the ones that just don't have what he is looking for. One of the main things he looks at is the strength of the head. The early signs of beak power, flow of the head, and nice wide skull. Another thing that he will be looking at and feeling is for a well rounded body with a good chest tapering to the vents to one tail feather. Health of the youngster is very important and if a youngster comes out of the nest light in weight and with no vigor or sign of good health, this may be one to get rid of early. Keep a close eye on all your youngsters for signs of health problems, for to sacrifice one to save many is in your best interest.

News from the Northwest

Some time ago I had a call from my good friend Dick Halverson about the Second National Young Bird Show in Eugene, Oregon. The show will be a one day affair on Saturday, October 21, at the Lane County Fair Grounds. The show will be handled by Keith Casteel of Vancouver, Washington, ably assisted by members of several clubs. This show is in its second year and was well attended last year. Dick says that it will be bigger and better this year. All you Western Fanciers put this date on your show calendar as a must for 1989. This show is the answer to the popular Louisville Show that we on the West Coast hear so much about, but have a hard time attending due to distance. Now you can attend one much closer to home. Any questions about the show should be mailed to Keith Casteel, 24506 North East 53rd St., Vancouver, Wash. 98682.

I would at this time like to extend to all Fellow Show Racer Fanciers an invitation to write an article about yourself and your birds. Pictures of you, your loft and your top birds (two pictures of the birds) would also be appreciated. If you would like to submit a story about a good friend in the hobby please feel free to do so.

This column can only be as interesting as the material I have to write about. So please mail me any interesting news about you or your fellow fancier in your neck of the woods. I would appreciate your help.□

PHILA.-SOUTH JERSEY PIGEON ASSOCIATION

1989 Show Schedule

Young Birds - September 17

All Ages - November 19

Specialty Meets Invited

For further information, contact:

Bob Phoenix — 1-609-267-6085

135 Buttonwood Street

Mt. Holly, N.J. 08060

Giant Runt Club Of America News

by JOSEPH STEWART, Melissa, Texas

Here it is May and most of our breeding programs are in full production. Reports from Giant Runt breeders around the country are good overall. Some areas have had a good start, while others have been rather slow. The birds in the south have been slow in production this year, compared to past years. Our weather has been so unstable, and this may have affected the breeding season. Even with some slow starters, I'm sure there will be plenty of those super Giant Runts in the show coops this fall.

Our regular show season will begin in October, but there will be several Young Bird Shows before then.

New Members

As the secretary of the GRCA, I receive many inquiries about the Giant Runt and the GRCA with most of them joining the GRCA.

Once again, we welcome the following new members: Larry G. Haire Sr., Texas; J.L. Huchuletta, California; Leland B. Hayes, PhD., California; Pete G. Iglesias, Florida; Laura Bolduc, Connecticut. The GRCA is on the move and it shows!

East Coast

Jose Ferreira reports that he has made several visits to the east coast members' lofts recently. John Travassos and Carlos Benevides are busy raising those Giant Runts. Carl Wistuba has 17 youngsters on the ground and is still looking for more.

West Coast

James Porter reports that he is feeling stronger each day and with spring, his runts are really hard at work. He has ten youngsters weaned so far. James is breeding from 12 pair of Giant Runts. Ernie Fernandez visited James Porter and returned home with some nice reds and yellows. James also reports quite a lot of runt activity in his area recently. This has been evident by the increase of new runt breeders in District Five of the GRCA.

Members Write

Manuel Sousa

I am sending my $10.00 to join the Runt Club. I used to be a member before. I like the new Runt Standard you have now. I think it is super. If you have some sketches of the new standard send me three or four please.

Francis Pace

I am sending you my 1989 dues. Sorry I am late. I bought one of your Red Hens from Jack at Des Moines, I already had a good cock bird, so should raise some good Reds in 1989.

Douglas Nedrow

Thank you for your prompt reply to my letter and for filling my order for the Runt Bands. That was very nice of you. Yes, I would be happy to be a member of the Giant Runt Club of America. Enclosed is $10.00 for my Senior membership so please sign me up. I have raised Giant Runts all my life off and on. I purchased my breeding stock from Manuel Mello of Antioch, California. He has championship stock and that is what I purchased. I believe in top quality in all breeding programs. If and when I need to order more bands are you the one I write to? I need to know the price of the pair band and the squab bands. Thanks again for all you have done. I am raising black/white Giant Runts so I would like the names and addresses of other breeders as well.

Wallace Y. Lee Jr.

I recently bought six pairs of Runts from one of your members, James Porter, of Milpilas, California. Mr. Porter was helpful in giving me one of your Giant Runt Bulletins for information about shows. I am currently raising Texas Pioneers, Silver Kings, Indian Mondains and Hubbels for utility. However, I can remember 20 years ago when I showed Kings and Cardinals and showing has stayed in my blood. Therefore, I would like very much to join GRCA to gain all the information I can from other breeders. Enclosed is my check for membership and please send 25 of the smaller bands. I am looking forward to being active again with PIGEON PEOPLE. Thank you and keep the change.



GIANT RUNT

AOC Hen #28-88 bred and owned by Victor Stoll, Finger, Tenn.



GIANT RUNT

This Giant Runt, AOC cock #700, has raised several champions. — Bred and owned by John Delahoussaye, Cleveland, Miss.

Curtis Richrath

Just a line to let you know I like the Red hen that I bought from you, this bird should help with fresh blood for three or four years. If you keep good records of your birds, and the eggs they lay, you will find a few hens raise the bulk of your birds. It is simple as that. I have gone one step further and cull the hens that do not hatch the first two eggs they lay. My production has went up since I started this practice. A lot of young hens lay the first two eggs and maybe one egg is small. This is a genetic fault. If you continue to breed with this bird you will also continue to carry on the fault. I hope this information will prove useful.

Victor Stoll

I got my birds going good. The three hens I purchased from John

(Continued On Next Page)



GIANT RUNT

AOC Cock #256-88 bred and owned by Victor Stoll, Finger, Tenn.

Delahoussaye are on eggs. My son Stephen really enjoyed himself at the National. He tells me that body weight is very important. So I will concentrate more on good wide breasts. I guess it is also necessary to get the birds rounding fat for the shows. I think John Delahoussaye explained to me how he does this with a feeding schedule. I certainly don't intend to quit breeding for the large head and neck. I have a four month old youngsters that is coming out fantastic with a lot going for him. Hope to get some good photos soon. I have a nice supply of very nice Runts ready to go, so if you know anyone who needs some nice big birds let me know. Anyone know anyone who needs AOC or white I have them, also a few blacks, mostly '88 seamless banded. Last year I banded with Carneau bands and a few youngsters got such big feet that I had to cut bands off. Now I am using your Runt bands and they seem extra large. Don't we have a band between the Carneau and Runt? Hope everyone has a good breeding season.

Russell Hoogerwerf

I am interested in getting some Giant Runts, would you send me a list of names and addresses of people close to Florida. You have a young new member from Florida by the name of Clyde Croskey Jr. I hesitate to buy from people out of state due to the freight costs. Thanks.

New Giant Runt Drawings

Our new drawings have been mailed out to all the 1989 paid members of the GRCA. In addition, soon all three views and an article by Master Breeder John Delahoussaye will appear in the APJ.

Guest Article

The guest article for this month will be the second of several parts of a larger article by H. Eric Buri. Buri



GIANT RUNT

This AOC Yearling Giant Runt Cock, #1325, was third in the Parade of Champions, Peoria, Ill., 1988. — Bred and owned by John Delahoussaye, Cleveland, Miss.



GIANT RUNT

This Giant Runt, AOC cock, weighs 3 lbs., 7 ozs. He has never been shown. — Bred and owned by John Delahoussaye, Cleveland, Miss.

---

was a breeder, artist, and very knowledgeable about the Giant Runt.

****

SOME HISTORY OF GIANT RUNTS AND THEIR BREEDERS

July 1964

by H. Eric Buri

When we hear that Rollin Hartman is going to go back and give us a standard of a "real runt", he means this form, for he is limited in his knowledge of what Runts were beyond his years. Then, too, Rollin, tho now he can be classed as an old timer, isn't so in the eyes of those of us who knew when he got his start. We can't help but class him as among the beginners. Yet there are so many, many more who have far less time with the breed than he has. So he has the right to be listed as an old timer, yet is looked on by the older men as a beginner. I know just how he feels. I lived thru the same thing and so have all the others. We must all make a start and age isn't too important. I know some men who get their start with Runts late in life, others like me, got their start as boys in school.

One thing sure, we all have to get a start from someone. A few of us are luckier than others in living closer to a top breeder who has a heart. There are far too many top flight fanciers who still sell junk to boys and even to men, tho a man can see just what he is getting and many such a bird is very well bred and will produce winners if mated the right way.

It will be interesting to find out just what a real runt will look like. Will they be long, loose, wide rumped sloppy birds with small heads and necks, or be the shorter, stocky wide birds of 75 to 100 years ago. Or will they be what a Runt really is, a giant common pigeon.

We buy and pay for our birds, we house them and shell out plenty of hard cash to feed them, and so if an old, old breed vary a bit in ciculs of 50 to 100 years, there is nothing really wrong with this. We do stick fairly close to the general type that is the stamp of the breed and so really lose nothing. If we men like a bit larger head and fuller neck than they did 100 years ago, we have the right to put or at least try to put that sort of head and neck on our birds. We live in what we call a modern country, which is seeing changes come all too fast, and there is no reason why we shouldn't be bitten by the same bug in pigeons.

Crossing has always been done in All Breeds and our Runts are not different than the others. I have made a number of crosses and found some helped me; others were no good at all. A number of the boys have used Kings and have been helped, but Kings only hurt me and I culled that cross out of my flock. The Giant American Crest did more for me than any other breed. And they helped put Herman Gutstein up where he is. A few of us used Swiss but I culled this blood out of my birds. I did win best white at a meet on a half Swiss, but sold it. Marion Church won a string of wins on Swiss crosses and most of us saw these beautiful tho small birds. Several Dallas men crossed in King — blue King that had already been made by a cross of Silver King to blue Schietti Modena. The brown in the bar on these beautiful blocky blue Runts gave the boys a lot of trouble. I used one of these hens, and she helped me a lot.

We saw a string of grizzle splashes at the Lynchburg National, mostly shown by Church, that showed strong Carneaux. This wasn't admitted until years later but anyone knowing these breeds can tell and the Carneaux beak showed up the strong. The wonderful big reds that have been coming out of Dallas would never have been seen if a few of the boys hadn't crossed in Carneaux. Two National championships were won by the descendents of these crosses.

When the French Mondain bug bit the Texas fanciers there weren't enough French to go around, so these boys, the beginners who didn't know, were sold Runt-King crosses as French, and some of these birds developed into wonderful big bodied birds. We were told that Hartmans two best birds at the National were French crosses. Jake Keiffer had told Rollin that French would help him and it sure did.

Carl Ayres started breeding French before he bred Runts, and

used several French hens on Runt cocks, being short of Runt hens. Very few of his show birds have this French in them, maybe none.

I picked up two black and white French hens before the National and showed them to all the boys. They had better bodies than all the Runts at the show, but two. They — mainly the young hen, less than 6 months old, outweighed all the Runt hens, and had as much head and neck. I got these birds mainly to cross on my Runts. They are both on the fullest necked white cocks I own.

One cock out of the big old "cripple" is by far the best white cock I own, better by far than the old cock I won with at the National. I didn't show him because he had sore ears. But to me, he is a better bird than the young silver that won champion. Better all around, but not as large.

Then you all know I used Clean Leg Long Face white Tumblers to make my RUMBLER strain. One of these days I will tell you the full story of just when and how this was done.

Years ago there was a large frill-back, which was crossed back into Runts. These were whites and we still see a lot of good whites with slight frilling on their back. Then many years ago there was an extra large short faced breed, which was lost in Runts, crossed into them and then died out. These short faces we see on the Rumbler is not only from Tumbler, but from some of the old short face Runts.....

A good 30 years ago I saw and bought a "pug" faced white Runt hen from Albert Rockhill for $5.00. She was shorter in face than anything we have around today. He raised several like her, then she was the shortest of the lot. We never did find out the bloodlines but can be sure they were throw backs to the short faced Runts of Germany. This hen, proved this trait was recessive for I lost it right away and never really picked it up again, tho it might have helped me some.

There is a breed of Runts in Spain that have OWL (pigeon) heads. Some years ago Runt and Owl were crossed and the fanciers got back the size and held the owl face. It can be done.

When you hear a breeder knock another fancier for making a cross, you can bet he is a mighty poor breeder. At least he has just about no knowledge of breeding. He still lives back in the stone age. And don't kid yourself, we have plenty of such men with us. Many will read this article and point out that Buri doesn't have Runts, but a bunch of crosses. Win? Oh yes, he can win, but who wants to win with a bunch of crosses. "NOT ME I WOULD RATHER LOSE THAN CHEAT!"

If we followed men like this, we would still be back in horse and buggy days. And if crossing will improve a breed, then by all means make the cross.

Part III - Next Month

****

If you are not breeding and showing Giant Runts, you are missing a lot of fun and good fellowship. Breed and show Giant Runts, the breed with a great future.

For more information on the Giant Runt, Giant Runt Club of America or want to join, send $10.00 Senior, $15.00 Family, $5.00 Junior (under 18) to Joe Stewart,Route 1, Box 156, Melissa, Texas 75071. Phone 214-837-2597.

A bargain, considering our informative bulletins, and the awards offered at all the GRCA sponsored shows.□



The English Trumpeter Club Of America

by DENNIS RUPP, Publicity Director
New London, Minn.

E.T. Scouting Trip

May 31 saw Danny Reigstad and myself pack ourselves and a polaroid camera into Danny's pick-up about 4:30 p.m. to travel to Cottonwood to check out the competition. We found Norm Geihl at the Ross Lumberyard in Cottonwood feeding and caring for his E.T. which he keeps at the lumberyard. Norm has eight lofts at the present time. Each has an outside fly pen. One loft is used to house many of his young birds. The young bird pen was just recently built to house his young birds. The pen measures about 8' x 12' open to the west.

After a quick look in all eight pens we got serious about the scouting part of the trip. Norm handed us young E.T. which we carried into the main lumberyard building, where Norm has his judging pens. Among Norm's young E.T.'s with a potential future were a red baldhead, a lavender splash, a black baldhead, several whites, a red and a yellow. Some of these birds were beginning to show some real promise.

E.T. Of The Month

One of Norm's young baldhead was selected as the ET of the Month. The bird is a red baldhead No. 2028-89. Notice the powerful body and muffs. The bird was still in a molt as many of the crest feathers were not in at the time of the picture session. If this bird continues to develop this will be one of the Baldhead ET's to be aware of at this year's shows.

Dick Holmberg Visits Norm

Dick stopped in while we were visiting Norm. He feels he has raised some potential show birds this year. Dick has several young birds primed and ready to go for the 1989 Lumberyard Show case competition to be held July 12. Even in cold Minnesota there may be some birds ready for the early Show.

Lew Bahn Also Included In Scouting Trip

Norm, Danny and myself also included Lew in our scouting trip. Lew lives on the east edge of Cottonwood. We found Lew hard at work with his iris flowers. Among Lew's potential birds are a grizzle which is looking fairly decent. Lew's main pigeon interest are Owls which he must have about 200.

Scouting Trip Ends

After visiting and looking at young show prospects for about two hours,



ENGLISH TRUMPETER
Red Baldhead #2028 bred and owned by Norm Giehl. Notice the full body and muffs. — Photo from Dennis Rupp, London, Minn.

Dan and myself packed up and headed home. The trip was an enjoyable outing. It is always a real pleasure to visit with ET breeders especially early in the year when everybody is enthused about their young birds and the upcoming show season.

Show Season Beginning

At the present time I do not have all of the date of the shows but will list the ones I can.

Cottonwood Lumberyard Show Case - July 12 about 3:00 p.m. (Do not confuse with the Cottonwood Young Bird Show to be held in October. This show is for squeakers as well as molted and molting birds. Judged on **potential.**

Cottonwood Young Bird Show - held second weekend in October. Norm is hoping for 300 young E.T. This year commitments to attend the show are arriving from California, Iowa and possibly Ohio.

Des Moines Annual ETCA Show - held first weekend in November in Veterans Memorial Auditorium in Des Moines, Iowa, in conjunction with the Iowa State Pigeon Club.

In addition to these three shows a show is also held in Nebraska called the Nebraska Rendevous usually held about the first or second week in November.

Other shows are as follows:

Louisville Young Bird Show encouraged by the NETC. The NETC also sponsors many shows in the South and out East.

Also for those who receive the WTC bulletin you saw the list of shows held in California. More on Trumpeter Shows next month.❑

June News

Greetings from Minnesota, the land of 10,000 lakes which just recently thawed out. The ice went out on the lakes about the 17th of April this year, almost one month later than two years ago when the ice was off the lakes March 20.

In the last column I wrote, I mentioned that I would tell you about a Harley Story. This spring I happened into a Honda dealer in Willmar, Minnesota and to my surprise they had a 1983 FLT Classic in their showroom. They were selling the bike on consignment. After several phone calls to the owner who lived in Minneapolis, I made him an offer. Much to my surprise and satisfaction he accepted the offer. I am now the owner of a Harley Davidson motorcycle which I have wanted to own for a long time. Now what I and other riders in this area need is some warm weather in order to enjoy riding.

Set Backs in Raising E.T.

I have had a very poor year as far as raising trumpeters this year. Two major incidents have been real set backs for me this spring. The first was a visit to my loft by a weasel or a pair of weasels. I had several cases where a young bird would be on the floor one night and it would be dead the next morning. It looked like the bird had been picked on by the old birds. I also had several times when an old foster parent roller showed up dead on the floor. Then one morning when I was trying to get several rollers mated which were in cardboard boxes on the floor, I found all the birds were dead in the boxes. Most of the birds that were on eggs had left the nest that night as well. All the eggs were cold. It did not take long to put two and two together and come up with weasels. I set traps and the first night I caught something in one of the traps I had set. But it had pulled free of the trap. All that was left in the trap was a piece of the foot. The next night I caught another weasel. This one did not show any sign of being caught the night before. That ended my weasel problems. The second incident was when all of the snow melted and I had two inches of water in my entire pigeon loft. All of the birds were soaked. All of the nests on the floor were under water. Most of the birds left the nest for a second time. I used many baskets of straw to soak up the water and dry up the floor. Even though I had had these major set backs and am somewhat disappointed, I am not discouraged. About two days ago, eight pair of trumpeters laid as well as four pair of rollers. It seems that the birds are ready to begin raising young again.

Two To Receive Superior Breeder Award

Two Superior Breeder Awards will be presented this year. Art Pamplona and John DeCarlo of California will both receive this award at a banquet meeting of the WTCA to be held at Diamond Bar in California on Saturday, May 27, 1989. A very special congratulations to these two deserving individuals, breeders of outstanding quality English Trumpeters.

The Superior Breeder Award honors individuals based on the results of their breeding and exhibiting program. Points are awarded on the basis of first place wins or higher finishing, also on the judging of shows. Under no conditions is this award given for showmanship or promotion work, which are very necessary and have their place in the E.T. fancy.

English Trumpeters of the Month

Yellow Hen - 192 - 83 raised and owned by Danny Reigstad, Willmar, Minnesota is this months English Trumpeter of the Month. The mother of this bird was raised from a yellow hen purchased from Dennis Spiehs of Nebraska. This yellow hen raised the first place red cock at the Cottonwood Young Bird Show several years ago. It also raised a good black stock cock bird which has taken up residence in Scott Perrizo's loft of Longmont, Colorado. Notice the full crest. This bird has very nice full muffs which are trimmed for breeding purposes at this time.

I can use more pictures of a bird that you might like to have appear in this column. As I have said before, this column does not have to be for show birds. This is one of the few places you can let emotion or sentiment place a part in your breeding program.

Bits and Pieces From Here and There

Norm Geihl, Cottonwood, Minnesota, informs me he has had a terrific season this spring. He has about 60 young banded, several of which are ready for the show pen. One of these is a nice lavender splash. Norm also has raised five whites. Any almonds yet Norm, as all of us including John Heppner are interested to see if you can raise another good almond.

Lew Bahn, Cottonwood, Minnesota, has another 17 young banded.

Dick Holmberg, Cottonwood, Minnesota, has ten young banded.

Scott Perrizo, Longmont, Colorado, has about 20 young banded. Scott also is interested in racing homers.

Dwayne Johnson, Fergus Falls, Minnesota, has not banded any birds yet as of about the first of April. He said he was having a problem finding the loft because of the big snow drifts which were between his house and the loft. Hang in there Dwayne,



ENGLISH TRUMPETER OF THE MONTH

Yellow Hen #83-192, bred and owned by Danny Reigstad, Willmar, Minn.

the snow will melt eventually.

John DeCarlo of California writes that he has 80 banded, strong in reds, blacks and red bald heads. John informs me that they are having a very average year temperature and rain fall wise.

Blaine Howe of California is having an above average year.

John Heppner is also having an excellent year, very strong in yellows.

Readers, I sure could use some information from out of state. I normally hear from breeders in the state or I phone one or two people and can find out what is happening in their lofts. Keep those cards, letters and pictures and phone calls coming. My phone is (612) 354-4554. A very easy number to remember. My address is: 2840 County Road 40 N.E., New London, Minnesota 56273.□



by JIM GREEN,
Salt Lake City, Utah

In May the U.O.R.A. had our Yearling show at the home of Ed Bills of Magna, Utah. We had a fair turnout with 64 birds and 10 exhibitors. The show was down from last year but the quality was there. We would like to congratulate John Krein on his big win with a black cock #1961. The rest of the results are as follows (Don Evans, Judge):

1st Reserve - Grizzle hen #701, Jim Green; 2nd Reserve - Yellow hen #2983, Jerry Ohrn; Best Jr. Breeder - T-P hen #1003, Robert Slama. **Best of Color:** A.O.C. - cock #962, Jim Green; Grizzle - hen #701, Jim Green; White - hen #794, Dale Husband; Mark - hen #1062, Jim Green; Ash - cock #1020, Tom Green; Genetic - cock #2911, Jerry Ohrn; Bar - cock #1032, Jim Green; Yellow - hen #2983, Jerry Ohrn; Red - cock #2955, Jerry Ohrn; T-P - hen #1003, Robert Slama; Almond - cock #983, Jim Green; Dun - cock #1155, Ed Bills; and Black - cock #1961, John Krein.

We also at this show held our club meeting and the main topic was the flying competition and we will hold two flys this year, the first in August and the second in September. We will get the dates of these flys in the next few weeks and will let you all know when they are. We would like to encourage all of you to join us in these flys, just contact Dale Husband, 1025 E. 3825 So., Salt Lake City, Utah, or LaMar Rice, 3398 So. 620 E., Salt Lake City, Utah, and they will put you on our list. Let's get the Oriental Roller back in the air. There have been some people out there who say the Oriental will not perform, to them I say !bunk! I have only been flying my Oriental now for just over a year and I have had roll downs from more than 60 feet. I know this is not what we want but it shows us they can perform and the rest of my kit of 11 birds perform and kit very well. My kit birds are all out of the same birds that I show, this proves to me that the Oriental Roller is still a performing breed as well as a show bird.

The N.P.A. Grand National Show will be here before you know it so make your plans to come and show with us, this will be the biggest showing of Oriental Rollers ever. There will be many cash awards along with our trophies. Contact Jim Green for more information on this show and any other matters or Ed Bills, 8389 W. Powell Ave., Magna, Utah 84044.

The 1990 club bands are going very well, so get your order in soon. They will be Green in Color and sell for 15 cents each plus 50 cents postage.

Here in Utah the Utah Pigeon Club puts out a yearbook with all the years activities and our two top show reports. This year the book was dedicated to two of the hobby's most valued breeders. These two gentlemen are always there when you need help and they go the extra mile to help anyone. I'm proud to say that these gentlemen are also great Oriental Roller breeders and have been for over 60 years. These men are Dale Husband and Paul Bradford of Salt Lake City, Utah. They were both great influences in the forming of the U.O.R.A. and they are very good promoters of the Oriental Roller. The breed would not be the same here in Utah without the time they put into it and we in the U.O.R.A. membership would very much like to thank them and congratulate them on a job well done. Thanks guys.

We welcome all of you to join the best club around today, the U.O.R.A. the BIRD WITH CLASS. Family $10.00, Adults $5.00, Juniors, $3.00. Contact Jim Green 64 W. 3400 So., Salt Lake City, Utah 84115. We hope to hear from all of you in 1989.□

Modena News From New York

by GENE KORNACKI, Lancaster, N.Y.

I have very good news to report from New York. The District One Meet was awarded to New York. It will be held on November 12, with the Rochester Pigeon Clubs All Breed Winter Show. The judges will be Bob Burns and Carl Ewert, both whom are known through the Modena world as qualified and competent.

So far the response from this area and Canada has been favorable. It will make this show a big success if the Modena breeders from these areas give good support and show a lot of birds. Make this show a big one and we just might get to hold it here again some year.

There will be some cash prizes I would like to start that ball rolling by offering $25.00 for the best Magnani. This is a challenge to breeders of other colors to match. This is also a good opportunity for anyone interested in this great breed to come to observe, learn and to purchase some good stock birds.

For those of you who will be coming from out of state and Canada you will find nice hotels and a modern building that is comfortable, clean and warm where the show is going to be held. It is also very roomy.

So I hope to see everyone there on November 12 for this spectacular event.□

National Poultry News
Formerly Hen House Herald
P.O. Box 1647, Dept. PJ
Easley, S. Car. 29641

SUBSCRIPTION RATES:
BULK RATE: 1 Yr., 12 issues, $12.00; 2 Yrs., 24 issues, $20.00; 3 Yrs., 36 issues, $30.00. FIRST CLASS & CANADA: 1 Yr., 12 issues, $20.00. SAMPLES: $2.00 Ea. U.S.A.; $3.00 Ea. Canada; $5.00 Ea. Overseas.

PROMOTING POULTRY, EXOTIC FOWL & ANIMALS
Advertising Taken
Send For Advertising Rates

American Show Racers Assn. First District Show

by JOSEPH OGNIBENE, Brooklyn, N.Y.

On Nov. 6, 1988, the N.E.A.S.R.A held their first district show in conjunction wiht the Little Rhody Show, we had a great turn out of over 200 American Show Racers. Bill Schlieper was the judge for the show. Bill was very complimentary on the birds, the people he met and the lofts that he visited.

On behalf of the N.E.A.S.R.A. I'd like to say he did a fine job of judging, we would also like to thank him for taking the time out to come judge for us and for bringing some quality birds that were auctioned off.

There are more and more newcomers to the sport of showing American Show Racers every year and the auction at the Little Rhody Show is in my opinion one of the best ways to acquire some quality birds to start off a good family of American Show Racers of their own, the birds are from some of the lofts of top breeders of American Show Racers in the country. The people can look the birds over and look for the birds that they like the most, after the judging is over the birds will go up for auction and you can bid on your favorite birds at that time.

In the past there hasn't been a very wide acceptance of rare colors in the East Coast, I'm glad to see, that wasn't the case at the Little Rhody. There are many fanciers taking an interest in rare colors. The first district show had a total of 29 rares shown. The N.E.A.S.R.A. members are really getting into the rare colors, next year I'm sure that it will be one of the biggest classes if not the biggest.

If anyone out there is looking for a good show with top judges and looking for some quality birds that you can purchase at the auction, than this is the show for you, so come join us.

Correspondence always welcome. Write: Joseph Ognibene, 1735 W. 8 St., Brooklyn, N.Y. 11223, 1-718-449-4210, or John Johanessen, Box 131, North Stonington, CT. 06359.

At this time I would also like to thank everyone who took part in this show and for making it such a success. Congratulations to the N.E.A.S.R.A., they picked up nine new members from the Little Rhody Show, keep up the good work guys.

Performing Roller Assn. News

by NORM SCOTT, Publicity Director

570 Grandview Ave. • Grants Pass, Ore. 97572
(503) 476-9373

It is that time of year again. Time to start verifying your Outstanding Performers. Let's get out there and make this another positive year. These are a few of the most recent birds verified:

H100-86, Red Check Hen by Harry Meadows; IRA 201-87, Blue Bar Self by Brent Martindale; NBRC 10218-85, Black Check Hen by George Curtis; ARC 1008-, Light Tort Hen by Randy Lewis; ARC 233-87, Almond Hen by Max Runyon; NBRC 371-86, Red Check Hen by Rich Nafzgar; DCO 37-87, Dark Check Hen by Doug Stuedeman; NBRC 945-88, Red Check W/F Cock by Don Marshall.

There is a total of 187 birds verified so far. Don't miss out on this year's convention. This year we are proud to have Frank Lavin of Red Rock, Texas, as our display judge. Frank is one of the top Roller flyers in the country. He keeps a pure family of Bill Pensom birds. The display will be held at the Pageant of Pigeons in Pamona, California. There will be plenty of kits flown for the fly portion of the convention. Jerry Higgins is coordinating the flys. Complete details of the 1989 Fly and Display Convention will be provided at a later date. The following was submitted by Ron Rollie of Pico Rivera, California.

P.R.A. MEMBERSHIP

As a member of the P.R.A., I try and encourage all Roller flyers to join this great new National Club, the P.R.A. policy of only allowing verified proven performers to be put on display at their annual fly and display is much overdue innovation to showing the true Performing Roller, now only a bird worthy of the title will be able to compete as a Performing Roller at a P.R.A. sanctioned meet. The 1989 display will be judged by a famous Southern Calif., legend among Flying Roller men, Frank Lavin of Red Rock, Texas, formally of Garden Grove, Ca. Frank needs no introduction to Roller men in So. Calif. His birds speak for themselves and are found in many of Calif.'s best lofts.

Join the P.R.A and have your best performers verified so you can have a chance to have them judged by a legend in the Roller hobby. If your birds place well with Frank judging, you have something to be extra proud of, no one knows what a good Roller should look and feel like better than Frank Lavin.

Send $15.00 to: Terry Rhodes, Sec./Treasurer, P.R.A., 707 E. Wirt St., Paragould, AR 72450, (501) 239-4818. — If you got good ones prove it, join the P.R.A.□



RESERVE CHAMPION
This dark check #1762 was Reserve Champion and Best Old Cock. — Bred and owned by John Johanessen.



BEST YOUNG COCK
This black spread, #3316, was Best Young Cock and Best Rare. — Bred and owned by Joseph Ognibene.

Champion and Best Old Hen was Blue Bar 1207, bred and owned by Gino Simonelli.

Res. Champion and Best Old Cock was Dark Check 1762, bred and owned by John Johanessen.

Best Young Cock and Best Rare was Black Spread 3316, bred and owned by Joseph Ognibene.

Best Young Hen was won by Gino Simonelli, with Blue Bar Young Hen 1252.

Other results are: (*Indicates Section Winners)

Blue Bars [38]: Young Hen (7) - Simonelli 1252, Johanessen 3667, Johanessen 3679. Young Cocks (10) - Simonelli 4, Johanessen 3680, Johanessen 3674. Old Hens (13) - Simonelli 1207*, Heisserman 734, Johanessen 1743. Old Cocks (8) - Simonelli 1208, Ognibene 722, Johanessen 1704.

Blue Checks [31]: Young Hens (6) - Simonelli 1260, Heisserman 3101, Simonelli 16. Young Cocks (6) - Simonelli 1259, Heisserman 3119, Santos W1. Old Hens (11) - Raposa 134, Heisserman 350, Ognibene 311. Old Cocks (8) - Ognibene 372*, Johanessen 1763, Heisserman 1825.

Dark Checks [23]: Young Hens (6) - Raposa 2011, Heisserman 3145, Heisserman 3120. Young Cocks (5) - Simonelli 15, Heisserman 377, Sullivan 3709. Old Hens (6) - Sullivan 750, Gleason 667, Santos 738. Old Cocks (6) - Johanessen 1762*, Heisserman 639, Santos 707.

Red Checks [14]: Young Hens (2) - Heisserman 3138, Heisserman 3141. Young Cocks (6) - Raposa 2020*, Ognibene 3309, Heisserman 3122. Old Hens (3) - Johanessen 3675, Ognibene 105. Old Cocks (3) - Raposa 119*, Ognibene 335.

Red Bars [20]: Young Hens (3) - Johanessen 3675*, Gleason 930. Young Cocks (7) - Simonelli 1, Johanessen 3673, Ognibene 3310. Old Hens (4) - Simonelli 727, Heisserman 793, Gleason 1728. Old Cocks (6) - Simonelli 142*, Ognibene 791, Heisserman 619.



CHAMPION

This Blue Bar, #1207, was Champion and Best Old Hen. — Bred and owned by Gino Simonelli.

Grizzles [17]: Young Hens (2) - Johanessen 3658, Hutchinson 464. Young Cocks (4) - Raposa 2005*, Johanessen 3686, Gleason 21. Old Hens (6) - Santos 720*, Ognibene 332, Ognibene 63. Old Cocks (5) - Johanessen 2447, Ognibene 103, Johanessen 1752.

Rares [29]: Young Hens (10) - Santos W19, Ognibene 3315, Hutchinson 459. Young Cocks (11) - Ognibene 3316*, Johanessen 3682, Ognibene 3318. Old Hens (5) - Simonelli 3156*, Ognibene 2906, Frisch 72. Old Cocks (3) - Johanessen 0024, Ognibene 124, Ognibene 1377.

Mismarks [11]: Young Hens (2) - Johanessen 26, Frisch 3928. Young Cocks (3) - Simonelli 14*, Simonelli 13. Old Hens (4) - Ognibene 307*, Simonelli 5856, Simonelli 0072. Old Cocks (2) - Simonelli 105, Johanessen 1714.

Old Stock Cocks: Simonelli 863*, Johanessen 1388, Johanessen 829.□

The Virginia Pigeon And Dove Assn.

by ANDREW KERNS, Richmond, Va.

The Virginia Pigeon and Dove Association is an organization of about 50 members living throughout the state of Virginia. We have a very active membership and hold our monthly meetings in member's homes each month and are always glad to have visitors. Our members are very enthusiastic and strongly support many shows throughout the year. Our officers are well informed of current issues and upcoming shows, consequently our membership is a well informed group. Our ages are as varied as the breeds of pigeons we raise so we have interesting conversations, from the wonderful experience of older members, to the inquisitive, thought provoking questions of the younger breeders.

As a junior, my favorite part of the meetings is being invited to take a tour of the many different lofts, and getting a first hand look at such wonderful, diverse birds. Although many hours are spent at shows discussing pigeons, it is a great experience to see another's birds in their loft. I have gotten many ideas by visiting our members' lofts, and we all share our various experiences. We have three large annual shows, starting with the Virginia State Fair in September. In November we have our largest show along with the Virginia Poultry Breeders Association. We also have an annual picnic and lawn show each June so we can show off our newest youngsters.

If you want to be part of a really great show, with quality birds, knowledgeable and friendly people, check the show calendar section of the APJ!□

Southeastern Rumbler Club News

by DOUGLAS HELMS, Clio, Ala.

We hope everyone who reads this is in good health and are raising a lot of good birds.

I think everyone in our club is raising a few birds. Some of them are real nice birds. Our club doesn't have a big quantity of members, but the quality of our birds will surprise you. Down here in Alabama, most of us don't ever get to go to the big shows because of the distance. But you can ask any of these people about our birds, Carl Wistuba, Tony Cabral or Wesley and Violet Conover. They were all down in November of 1988 and Tony did an excellent job of judging the birds.

Most of us will be showing at Louisville in October. We hope to see all of the Rumbler breeders as well as breeders of all other breeds.

Keep on breeding, raising, and showing these beautiful birds we call American Giant Rumblers.□

The Long Island Domestic Flight Club

promoting the Domestic Show Flight

Angelo Cavallo, Secretary
68 Martin Road North
Bethpage, New York 11714

Rumbler Report

by GORDON W. GILCHRIST
Mt. Pleasant, Mich.

The good news is we have gotten our copyright papers back. So members and friends of the Rumber, we are legal.

Some people wonder why but it is really very simple, our Rumbler and the American Giant Rumbler Club, deserve to be officially recognized and protected. We have a new standard, written and pictorially, which are covered by this copyright.

More good news is the new band for 1990. The N.P.A. through the efforts of Jerry McCalmon, secretary, has given us a band with Rumbler on it. It is a Z size band and will be aluminum in color. These bands will be sold by the AGRC to members in good standing. Prices and ordering information will be in a later issue.

The only bad news is that I goofed on the Champion of the Reading Show. Ted Weaver had champion with white old cock #753. My apologies to Ted. Our club is proud of the quality of birds in Ted's loft.

Paul Fuese has another of his thoughtful how to articles for your use. Other members or friends of the Rumbler are urged to send me your articles, long or short. I'll use them in our bulletin and in various other ways. The A.P.J. has a worldwide circulation and reaches thousands of readers in the fancy each month.

Articles do not have to be typed, just readable, as I have to have them typed anyway.

Most of you have raised many champions already this year and hopefully so have I.

Love those Rumblers!

NEST BOXES AND NESTING MATERIAL

I have been asked what kind of nesting material and what sized box are the best. Now I do not know what is the "best". I do know what has worked for me and to say I have used many different kinds of material just doesn't quite cover the subject. The material that the birds use most is their own feathers, but it would be somewhat of a problem for me to get and keep on hand the quantity of feathers I would need for a season. So let's move on to what is needed and how I have worked with it. First I feel we need something the birds will accept and use. I have tried sand, 1/8 and ¼ ground corn cobs, hay, straw, cut lawn grass and several coarse field grasses. Now I have had mixed results with all. Some birds will just use anything and make do, others have to have it just right for them, while a few don't need a thing except a space on the floor for them to sit on. With the sand and ground corn cobs the birds had a hard time in making their hollow and in rolling their eggs. They used all the grass, hay and straw well once they got it situated to where they felt comfortable.

Now we come to a few shortcomings. While the grasses are soft to start with, they mat after a time. You need a little give to it for if a bird is startled you may end up with a hole in the egg from a toenail or a cracked egg from a bird that flops down on the egg instead of lowering itself. So I line the bottom of the nest box with 1½" of foam rubber, the kind used for padding under rugs. It lasts for a fair amount of time and I can wash it without it falling to pieces. Next I fill the corners to the top of the box with soft hay or dried lawn cutting, whichever is easiest to get at the time. Next I lay down a light layer on top of the rubber and work up from the middle to the sides making it thicker as I go until I have a nice springy hollow nest. You don't want it too loose in the bottom because the egg might get covered and lost. Yes, a bird can lose its egg right in the nest! This is why I use foam rubber on the bottom and just a light covering of hay or grass. I prefer dried grass because it molds well and is easy to get, and after a nesting I dump it, along with the extras left behind by the babies, into the compost pit. The rubber gets washed and reused if it hasn't been scratched through. I clean the nest box out with chlorox and hot water and allow it to dry in the sun.

Now a little on the box itself. I have used 5 gal. plastic buckets cut in half, width and lengthwise, with not too happy results. The plastic just holds too much moisture so I stopped using them. Yet my daughter uses them successfully for her smaller breed of pigeons. Her buckets are cut in half lengthwise and mounted on the wall with half of the lid as a front and 6-12 ventholes cut in the bottom. She has had no problem.

I have found that the box size should be not smaller than 10" by 10" inside and no more than 13" x 13". The larger the box the greater the chance that the nest material will be matted flat and the eggs get rolled around and are not kept under the bird. Any smaller than 10" x 10" and the box will fill up with babies and droppings too soon and become uncomfortable for the breeding pair.

My boxes end up just about 12" x 12". This is the size of the plywood base. I use 1" thick pine for the sides which are 4" high. So it works out to about 11½" by 11½" inside. This is the size that I have had the most success with. You will come across a pair that likes to do things their own way like take all of the material out of the box and build their own nest in the opposite corner from the box. My pet pair, the first Rumblers I ever had, nest right on the nesting platform. I just fill it full of dry cut grass and they make the nest the way they want and raise big babies. When they stack their next set of eggs, it is just over to the next platform.

So I guess what I have been saying is that I use the box plus foam rubber and hay for most of my birds except the few that I feel like accommodating their differences. Let me say that most of the problems I had in the past were from not cleaning out the nest boxes after each nesting, or just leaving them in for the whole breeding season. Here in Maryland the humidity is very high so they attract flies and become very messy. You have to do a lot of housekeeping but it's worth it to have healthy babies. I hope you have found that my suggestions are helpful. Yours in the Hobby, Paul J. Fuese.

Mondain Matters

by EARL GOLDING,
Waco, Texas

Some exciting things have happened recently in the French Mondain pigeon hobby, starting with our breed's advertisting program in the May issue of the American Pigeon Journal.

If you are a Mondain breeder, you were no doubt quick to catch it. We had four pictures of outstanding Mondains on the front cover, and on page four we had a full-page ad featuring pictures of eight more outstanding Mondains, plus information on how breeders can join the National French Mondain Association, the Western Mondain Club, the Louisiana Mondain Club, the Midwest Mondain Club and the Texas Mondain Club. On page five we had an ad listing names and addresses of 52 Mondain breeders from 14 states. The Texas Mondain Club had an ad on Page 10, and the first feature in the magazine was about Paul Cook's history-making Breeders Arena in Stephenville, Texas, complete with

pictures. All of this, plus the usual Mondain Matters column complete with pictures of Champion Mondains, has had a lot of pigeon people talking in recent weeks.

Paul Cook, David Hurt and I would like to thank all the breeders who participated in this, and for making our job of coordinating this promotional program a joy. We were tremendously pleased with the outcome and predict it will help Mondains for years to come.

Not that we've fired our best shot and will now be content to fall back and let things happen. We're not. The French Mondain Folks have finally decided to elevate these big, docile, many-colored blockbusters to their rightful place in the world of pigeons. We're just getting started in promoting Mondains, but a few years from now, when our breed of birds had climbed high on the popularity ladder of this hobby, we'll look back on the year 1989 as impetus for it all. Again, thanks to all who participated. And as stated, we've just begin promoting Mondains. Our next major project will be the Marvin Koenig Promotional Show in November. Details can be found at the end of this column.

Oklahoma Mondains

The APJ's May issue created quite a bit of interest in a growing number of pigeon people in the Sooner State who are getting into Mondains.

Alan Robinson says there are quite a few breeders in the Dewey area interested in the big birds, perhaps enough to suggest a club might be possible there before too long. "I've got some birds," Alan said. "What I like about them is that they are real calm." Robinson has raised other breeds of pigeons, and said he has never enjoyed walking into a loft "and have them fly up in your face, they're so excited."

He also said John McDonald, Harold Privette, "and another breeder at Batesville are starting in Mondains."



CHAMPION FRENCH MONDAIN
White Hen #5806. Earl Golding's Grand Champion Old Hen at the Texas French Mondain Club's second show. Her loft name is "The Duchess".



RESERVE CHAMPION FRENCH MONDAIN
AOC Hen JM 823. A.B. Melancon's Reserve Champion Young Hen at Texas Club's April show.

Georgia Mondains

C.Ronald Martin doesn't have Mondains now, but he's preparing for them, and evidently he's just the ticket for this big bird to spread in popularity in the south.

Martin predicts he's going to make them popular in his home state, and the story of how he became interested in Mondains is a good one. Actually, he raised them over a decade ago, before switching to another breed.

When he made the switch, he still couldn't get Mondains out of his mind.

"This was way back there, when Floyd Adair was secretary of the National Mondain Club. They came out with those life-size ceramic models, and I got one. When I got out of Mondains, I put the model up in the closet. But every once in a while, I would get it out and look at it. I've had tipplers and homers all these years, but I'm getting tired of watching birds fly. When the Mondain Matters column started appearing in the APJ, I started getting my ceramic model out and looking at it again."

The bottom line is Martin is changing breeds again. He's going back to French Mondains. He says the Atlanta Classic is a very large pigeon show in Georgia, and he says his goal is to make Mondains popular in his home state. Ronald lives at Clarksville, which is 50 miles north Atlanta.

Louisiana Mondains

Harold Guidry has converted much of his loft to wire bottoms, and says he's seeing a marked improvement in the condition of his birds. "They're much better," he reports, "than the ones on the ground."

The Louisiana French Mondain Club holds its first young bird show of the year July 3. The club's last show was thoroughly dominated by A.J. Girouard.

Reports from the Bayou state indicate Floyd Menard is off to another slow start, but there's no need for alarm here. Floyd had a slow start last year, and wound up having another great production and show season.

Texas Mondains

The Texas French Mondain Club held its second show of the season at Paul and Annie Cook's plush new Breeders Arena near Stephenville in April and it was a good one. It drew 128 birds, one more than the first show of the year in Waco. It was a well attended show, with many onlookers including some who had never seen a pigeon show before. Paul and Annie were indeed gracious hosts, treating the big crowd to a delicious lunch. It was a busy weekend at Breeders Arena. The day before, the Texas Pigeon Association and the Texas Modena Club had held a joint meeting, complete with delicious barbecue, there.

There were lots of winners in the Texas Mondain show on Sunday.

Paul Cook had Champion Young Hen, with Blue 2899; and A.B. Melancon had Reserve with AOC JM 823. Cook had Champion Young Cock with Blue 2950 and Reserve with Black 2946.

Earl Golding had Champion Old Hen with White 5806, and Champion Old Cock with White 2250. Joe

(Continued On Next Page)



CHAMPION FRENCH MONDAIN
Blue Cock 2950. Paul Cook's Grand Champion Young Cock at the Texas French Mondain Club's April show.

Dollahite had Reserve Old Hen with Blue 1386; and W.L. Hutchison had Reserve Old Cock with AOC 2473.

Gregory Wurz, San Antonio, had Champion bird among the newcomers with Ash Cock 121; and Champion Hen with Brown 476.

The show drew 77 old birds and 51 young birds.

The TFMC's voted to hold its June show in Breeders Arena. The September show will be held in San Marcos Sept. 17.

Mondain Shorts

Larry Haire, Belton, is a new member in the Texas French Mondain Club. Waven Pitrie, the first Texas Mondain Club member in the West Texas in three decades, is working on a new loft. He plans to breed from seven pairs of Mondains ... The Texas French Mondain Club is adding another serious breeder in San Antonio. "I'm planning on getting back into it in a big way," says Muton Zaidntz. "I've just completed my first loft and have the foundation started on my second" .... John McCarroll had some very promising young birds at the April show. John is from Arlington, and is very enthused about getting back into Mondains. "The French Mondain has always been my favorite pigeon," he says, "and the breeders I've met have been both friendly and helpful." .... Robert Dowling of College Station has joined the TFMC, although he won't show. "I have Doneks, Rollers and Racing Homers and a pair of Fantails," Dowling says, "but I want to keep up with the Texas Mondain Club." ... Buck Walker is almost through updating his loft in Belton. He's concentrating on Recessive Reds and Recessive Yellows ..... Marvin Koenig says, "I'll have to give David Hurt credit for the young birds I've got." Marvin hasn't been feeling at his best for much of the breeding season, and Hurt, a college student at the University of Texas, has been a big help with the operation of the Golden Horse Shoe Loft this season. David said Marvin has lots of youngsters and fertile eggs. He expects Koenig to have a super strong show year ..... Jim Franklin says the PMV-1 trouble in the Midwest had cleared by mid-April ... Larry Ellison, Donie, Texas, has a young black cock he's excited about and said in mid-May "most all my birds are on babies or fertile eggs." .... "Enjoyed seeing the pictures of the great Arena for showing the birds that Paul Cook has built," writes Robert Banholzer, Moorestown, New Jersey. "It must be a very imposing place. Would love to see it some day." We also had a letter from Dick Stock, Glenville, California, "Last fall on our vacation we were in the Stephenville, Texas, area and stopped off to see Paul Cook. We enjoyed our visit and seeing his birds. He has some good ones. I'm sure his new show building is very nice, and everyone will enjoy themselves there." Dick said he would have enjoyed being at Breeders Arena for its grand opening in April, but that all his birds were in production, "with very few bad settings. So I am busy with banding, etc. My whites I bought from the late John Adams and the rest of my birds came from George Duerr."

John List writes from Wisconsin that he's been exceptionally busy, putting in a second floor on his house. "I haven't been able to devote as much time to our club or my birds as I would like. This should straighten out as summer goes along." John also reported the PMV outbreak was starting to clear up there (in March) but stressed that breeders should not relax their efforts to prevent it. "We must try to convince everyone to vaccinate their birds. One Wisconsin breeder I talked with has lost 32 birds in a three-month period."

Promotioal Show

The next big Mondain promotional will be the Marvin Koenig Promotional Show, which will be held at Breeders Arena in Stephenville, Nov. 11-12. It will be hosted by the Texas French Mondain Club and at the same time will recognize the many contributions to our breed by Master Breeder Marvin Koenig of Austin. Officials hope to raise between $1,200 and $1,500 in this show and the profits will be used to promote Mondains on a National level. Profits will be divided equally among the National French Mondain Association, Louisiana French Mondain Club, Western French Mondain Club, Mid-West French Mondain Club and the Texas French Mondain Club.

The format has been changed a bit. Instead of auctioning off the top birds in each class, there'll be an auction of quality Mondains, donated by members. These birds should be worth a minimum of $50 each. All proceeds will go to the promotional fund, including the entry fee money. Hopefully, there'll be no expense. Everything will be donated, including the judging.

Already, there have been promises of participation from throughout Texas as well as from breeders in Louisiana, California and Nebraska. We expect breeders from Kansas, Oklahoma and possibly several other states.

Mondain breeders who can't come to the show can still participate, by donating a bird or two to the auction; or by taking part in the auction. If you would like to obtain certain colors of birds, or certain bloodlines, we will have agents available to bid on your behalf. Floyd Menard, Earl Golding, Marvin Koenig, Paul Cook and several others will be available to act on your behalf, according to your instruction. Example, if you want to buy a good Ash hen, contact one of the agents with instructions on how much you are willing to spend. If $50 is your limit, tell him. If you are willing to spend $75 or $100, let him know. The agents will not bid more than they think the bird is worth, and the agents are all breeders with strong credentials in appraising Mondains. The breeders listed above have volunteered for this chore. More will be added if there's enough interest.

Meanwhile, let us hear from you if you are considering attending the promotional in November, or if you will donate a bird or birds to the auction, or if you plan to try and participate in the Auction through an agent.

One other thing. We hope to have a program including pictures of donated auction birds, to be distributed prior to the show. If you plan to donate a bird or two, please contact us as soon as possible so we can work on the picture page idea.

Note

To report on matters pertaining to French Mondains, write Earl Golding, 525 N. 35th., Waco, Texas 76710. Phone 817-752-2388. And thanks in advance.□

I.R.A.

Dedicated to the Cultivation and Promotion of the Roller Pigeon only as a Performing Bird

DUES: STILL $10.00 PER YEAR

BI-MONTHLY BULLETINS BANDS PATCHES

EDITOR/PUBLISHER
AL ROTHER
Route 1, Box 870-E
Starke, Fla. 32901
(904) 964-6235

PUBLICITY DIRECTOR
MAX RUNYON
10 NE Bridgeton Rd.
Portland, Ore. 97211
(503) 289-0218

SECRETARY/TREASURER
BRUCE PERRAULT
151 Roberts Rd.
Yakima, Wash. 98908
(509) 678-4371

New York Combine News

by PETER P. FRATANGELO,
300 East 3rd
Brooklyn, N.Y. 11218

Breeder of the Year Award

Breeder of the Year Award for 1988 goes to the partnership of Sal Gigante and Fred Monteleone. It's a difficult task for anyone to become Breeder of the Year, but to put together five consecutive Breeder of the Year Awards — that's something else. No one else in the Combine's history accomplished this difficult task of five in a row.

Let's go back to the beginning when it all started. The Combine's first winner in 1977 was Frankie Mola. Then Angelo Cavalo won it back to back in 1978 and again in 1979. In 1980 the partnership of Gigante and Monteleone wins its first Breeder of the Year Award. Then in 1981 Angelo Cavalo wins it again. The following year 1982 Gigante and Monteleone win their second Breeder of the Year Award. In 1983 Louie Massucci, Executive Vice President, wins for his first time, the next year 1984 Louie wins his second in a row and it's a two-way tie for the first time in Combine history, Massucci and the partnership of Gigante and Monteleone both win Breeder of the Year that year. Look at the facts, there are over 70 members of the New York Combine who are trying to achieve this monumental feat. From 1977 the first Breeder of the Year Award through 1984, there have been just three winners other than Gigante and Monteleone: Frankie Mola, Angelo Cavalo and Louie Massucci. The partnership of Gigante and Monteleone has dominated for a half a DECADE, they won this award in 1984, 1985, 1986, 1987 and again in 1988. That's five in a row folks and it looks like they can go on another FEW years before anyone can stop them.

To win this difficult task you have to add together the following points scored for each of our Baby, Fall and Futurity Shows. The points are awarded for best bird in each of the shows, five points; 1st place winner, three points; 2nd place, two points and 3rd place, one point; note points are awarded to young birds only. The partnership of Sal Gigante and Fred Monteleone finished with 45 points for top honors. They accumulated 15 points in the Baby Show including a Best in Show and 12 points in the Fall show with a Best Bird in Show and Grand Champion and 18 points in the Futurity Show plus another Best in Show for a total high score of 45 points to become this year's Breeder of the Year. Runner up was the Thorntons with 35 points. One of the greatest honors any breeder can receive is to win this Breeder of the Year Award. The Combine recognizes this award to be one of its highest forms of praise and honor. Any breeder who can win five in a row has to beat the best day in and day out and time and time again each year. Congratulations are in order to the Thorntons for runner-up. The achievements of the partnership of Gigante and Monteleone are incomparable to anyone else in the Domestic Flight game. Their labor and hard work the past seven years have been recognized. Their Domestic Flights are two, three, no five years and some will say ten years ahead of time, the bird of tomorrow, they bring new dimension and improvements to the Domestic Flights never before seen. Their Domestic Flights are known as the Lookout Strain - the birds with outlook.

Some of the achievements made by this Dynamic Duo:

1. Most points in one show, 27 points in 1985 Futurity Show.
2. Most points in one year, 61 points in 1985.
3. Most Breeder of the Year Awards 1980, 1982, 1984, 1985, 1986, 1987 and again 1988. That's seven Breeder of the Year Awards.



BEST IN SHOW

This Yellow Teager Cap Domestic Flight was Best in Show at the New York Combine's Young Bird Show held Sunday, Oct. 23, 1988. — Bred and owned by Gigante and Monteleone.



BEST IN SHOW

This Red Plainhead Domestic Flight was Best P/H, NYC Young Bird Show, Sun., Oct. 23, 1988; Best Bird in Show and Grand Champion NYC Fall Show, Sat. and Sun., Dec. 10 and 11, 1988; Best P/H and Best in Show, NYC Futurity Show, Sun., Jan. 29, 1989; and Best P/H and Best In Show, NYC Special Futurity, Sun., Feb. 25, 1989. — Bred and owned by Gigante and Monteleone.

4. Won consecutive Breeder of the Year Awards (five in a row) 1984, 1985, 1986, 1987, and again in 1988.
5. Most total points in the Combine's history, 377 points, next closest is 176 (only four other members have over 100 points).
6. 26 Best in Shows, most in the Combine's history.
7. Most Grand Champions: 1980, 1981, 1982, 1983, 1985, 1986, 1988; that's seven of them.
8. In 1985 won every Best in Show at all the Combine's Shows held that year. Total of five Best in Shows.
9. The most trophies ever won in Combine history.
10. Won a Best in Show every year since 1979.
11. Most Grand Champions in a row - four - 1980, 1981, 1982 and again 1983.
12. Won more 1st, 2nd and 3rd place awards than any other Combine member to date.

The New York Combine
Master Breeder Standings
100 Points Plus 1 Best In Show
= MASTER BREEDER

NAME	1988
Gigante and Monte (M.B.)	377
Massucci (M.B.)	176
Cavallo (M.B.)	149
O'Patovsky	139
Christiano's (M.B.)	126
Spahr	99
Thornton's	93
Serra & Ryder	71

(Continued On Next Page)

Braccia	64
DeRosa	62
Pluchino	59
Mintz Mangino Waller	57
Graffeo	56
Devito's	53
Montanino	49
Willi	48
Trincelitto	48
Cusack	46
Cappa & Manino	46
Ratti	45
Zeale	45
Lombarid	41
Fratangelo	40
Mola	39
Napoli	38
Burdi	33
Klease	33
Rondimone	33
Izzo	29
Pennachio	29
Covino	24
Riebling	23
S. Cacamese	19
Celebre	19
Simunek	16
Caltie	15
Cantolino	15
Sgroi	15
Vitarbo	15
Miller	14
Ottomanelli	14
StAngelo	14
Alesandro	13
Brenner	12
DeRogatis	12
Perino	12
J. Cacamese	11
Hirsch	11
Rossi	10
Block	8
Essig	8
LaSala	7
Wiseman	7
Johnston	5
Seiber	5
Fisher	4
Kane	4
Spadavechie	4
Trezza	4
Brand	3
Cisco	3
Henderson	3
Leonardi	3
Marshal	3
Shwanoff	3
DiFiglia	2
Kieley	2
Mikes	2
Pontrelli	2
Rawson	2
Hanovic	1
Mastro	1
Price	1

Doneks International

by BILL JACOX

Rhinebeck, N.Y.

I hope all you folks out there are doing as well as I am. I have several young birds progressing rather nicely. It won't be long and I will have a few teams of Doneks performing to my satisfaction. Although we have had a lot of rain here in New York (eleven and a half inches in May) I managed to get some training days in and as it turned out they were crucial. The weather now is real good and the Doneks have been performing just fine.

Recently I had the privilege to do another TV show on WTZA, channel 62 in Kingston, N.Y. Thank you, Tudi Wiggins for having me back to share some information on Doneks with your viewers. I had the opportunity to show a video of a Donek performing in the air. The tape looked just great. Thank you goes to Sis Lasher too! This was originally Sis' idea. All of us at the Cairo Variety Pigeon Club are very grateful to both of you fine ladies.

Well, I have been getting lots of mail and telephone calls too! The interest in Doneks has not slowed down a bit. In fact I would say that Doneks are probably the hottest thing since the blowtorch! The letters have been coming from all over the country. From Oregon to Maine, California to Florida. Keep those letters coming folks! So far I have been able to keep up with it all and enjoy it to the max.

I had a telephone call a little while back, from a man named Koce Talev who lives in Sycamore, N.Y. You have probably seen his ad in the for



Boris Stajonowski with his White Doneks, blue head and tail (Marvleia). — Photo from Bill Jacox, Rhinebeck, N.Y.



Nabil Basna, Oakland, New Jersey, in front of his loft. — Photo by Bill Jacox, Rhinebeck, N.Y.

sale section of this magazine. He told me of a man in New Jersey who owns Doneks. So, I called my friend Jim Williams and off to New Jersey we went to visit with Boris Stajonowski. Boris is originally from Pors, Yugoslavia (Macedonia). He is a breeder of Doneks and Jim and I got to see some very beautiful Doneks. Boris has been involved with Doneks for some 35 to 40 years, obviously since he was a boy!

What an opportunity to gather some information, and that I did. I saw some markings in Boris' birds that were quite eye appealing. Such as, solid black with a white tail called in Yugoslavian "Akurk" and solid red with a white tail called "Ahl". In particular the Akurk had the richest black I had ever seen outside of a Crow! Another color marking seen was white with a blue head and a blue tail "Marvleia". Boris also had several of these and they stood out in the loft also. My impression was that these were Boris' favorites and it was plain to see why, they were beautiful! Unfortunately, we did not see any birds flown, maybe another time. As you can see by the photos the pigeons we saw were quite attractive.

Leaving there Jim and I drove to Oakland, New Jersey, to visit with another Donek enthusiast, Nabil Basna. Nabil's native land is Beirut, Lebanon. Of the seven years he has spent here in the U.S. Nabil has had Doneks for five years. Here we had the opportunity to see some Doneks perform. The method was what I would call a gang fly, where six or so birds were released to begin their climb to several hundred feet and six more were released. The Doneks above would then begin to spiral their way down to meet with the birds just liberated. Once together they would all climb again and when attaining the desired height more Doneks would be released and the process repeated. So, we got to see several pretty good performances. Nabil's Doneks came down to lite on the loft roof and were then encouraged inside thru a set of bobs. The whole process is not what I prefer but none the less it was somewhat effective. Being the hot day that it was Nabil served some cold drinks and we talked about our pigeons for a while and looked over some of Nabil's breeders, then we were on our way back home. We thank you Nabil and Boris for an interesting day and your hospitality!

Let's go to the mailbox! Received a letter from a man in Eugene, Oregon, asking about Doneks. As it turns out this man makes and sells pigeon whistles. These are wooden whistles that fasten to the tail of your bird. I bought one and put it on one of my nosedivers - it works great! It confused the bird a bit but now he seems to be used to it. I found it very entertaining. If you care to write to him here is the address: Maurice De La Rambelje, 3305 Ferry St., Eugene Oregon 97405.

Now, if care to write to me and would like a reply just send a stamp, no envelope!

Frillback Facts

by TOM McCAIG,
Hacienda Heights, Calif.

The Frillback
A Handsome Bird

The following is from the PET STOCK MAGAZINE, August, 1908, published is Springfield, Ohio, and Chenago Forks, New York, by E.R.B. Chapman. "The present day Frillback - what is it and where does it come from? The Frillback, as we in the United States know it, is a large dove, house pigeon, very awkward in shape, with long spindly, downward curved beak of two distinct varieties.

"The white or variety originating in Holland, called by us the Dutch, should be as near like the engraving shown herewith as possible. Have a plump, massive shape, shell crest, long muffs and frills as near covering the birds as possible.

"In the frilling is their beauty. They should look as if curled with a curling iron. I never saw a Dutch Frill except in white which had this point to perfection. And just because of their color, the best specimens, even if heavily frilled, do not stand in my estimation any comparison with the German or Austrian, which we find in Bellnecks and Grizzles, in black, red, yellow and blue.

"A well frilled, well grizzled Frillback is a very handsome bird. A Bellneck Austrian should be a medium sized bird with grouse muffed feet, all white, excepting a colored bib narrow across the neck with wide crescent over crop. It should be frilled on sides of wings and up the back.

"A grizzle should be peppered all over the color whether black, blue, red or yellow on a spotless ground or pure white. With well grizzled frills, I cannot imagine a handsomer bird.

"Frillbacks are very hardy, good feeders, but should always be kept for best results in a separate loft. They also have another property which should recommend them to any fancier who keeps his birds without an aviary. That is, they entirely lack the homing instinct.

(Continued On Next Page)



A reproduction of a crested Frillback as it appeared in the "Pet Stock Magazine", published in August 1908, in the United States. — From the pigeon book collection of Tom McCaig.

"I have imported birds and allowed them to fly at large within 48 hours after receiving them and never lost a bird.

"I have been asked if there are any settled rules. There are. First - Never mate any except a well frilled cock. The cock every time throws the frilling properties. Second - In breeding Dutch, don't cross them in with the Austrian. Third - In breeding Bellnecks, endeavor to breed from those having the darkest wing barring and the light shoulders.

"Don't cross the colors. Bred for ages as the Frillback has been, the best frilled irrespective of color inevitably mated, do not be surprised if in your progeny you get every color imaginable.

"In breeding Grizzles, breed the best Grizzles together. Don't breed a solid color with a Grizzle and expect good color results.

"Don't mix muffed and clean legs together or buff and orange eyes.

"All birds spoken of have either well developed or grouse muffed foot feathering.

"I am aware that as there are fanciers who cannot abide a muffed tumbler but who think that a clean leg tumbler is about perfection, there are also Frillback fanciers who are trying to get a clean leg Frillback.

"It is true there are clean-legged Frills. I have a few myself. Fine in color and without a stab, but sadly lacking in the main property, the point that gives the bird its name, the frill.

"I am also aware that in Fulton's time abroad the Muffed Frill was little cared for. But I contend that a Frill, if obtained anywhere near the ideal as per cut, cannot be much improved.

In showing Frills, I have noticed that gently winding the body of a bird with a damp towel tends to increase the frills, also that birds show to a much better advantage on moist, damp days than hot, dry ones.

"If the Frillback fanciers of this country could get together, talk and boom the Frillback, it could be easily made one of the most poopular of the fancy pigeons.

"Let us hear from you. Don't keep your birds at home. Fill the classes at the different shows chock full and with birds to spare.

"Can't we have a Frillback specialty club? If we had one, the Frillback would go forward by leaps and bounds into popular favor. A bird that should have a specialty club to push it. Stoneham, Mass."

Comments About
Mr. Chapman's Article

Please note the date of this article was 1908, there have been many changes in the breed since that time. From the description and the Frillback drawing the fanciers were interested in long dense feather frill. Today the fanciers want a closed feather curl twisting tightly several times that looks like a corkscrew.

"Never mate any except a well frilled cock. The cock every time throws the frilling properties." To me good quality hens are more important that the cock. Also, both parents contribute genes to the young.

"A damp towel and moist damp days at show time tends to increase the frills." This is totally not true and our new breeders of Frillbacks shouldn't practice this. The warmer and dryer the weather, the stiffer the feather curl.

Join the American Frillback Club

Dues: $5.00. Mail to: Kevin McDaniels, Box 192, Arma, Kansas 66712.□



From time to time I like to pass along the names of the fanciers who have exhibited pigeons in our meets that have went on to become our Meet Champions. Further details can be located in our RBPC bulletin Vol. 17 #1. The exhibitors of these Champion pigeons desire public recognition, but if you don't care about this sort of thing please bear with me. At our annual Virginia State Meet last fall Leon Leavitt's Vienna Tumbler was chosen Champion from among 109 entries. At our northeastern district meet 234 rare ones were shown with Brian Eveland's Antwerp taking the honors. The results of the other meets contained in this issue of the bulletin has already been announced in previous columns.

This month's main topic deals with the family of breeds that are known as Russian tumblers and since many of you may think that I'm a bit confused by calling Russian tumblers a family of pigeons rather than a breed please note that I used a small "t" in the word tumblers. I'm speaking of a whole family of pigeons that exist in the Soviet Union and if you've either heard or read very little about them, or if you've never heard of these pigeons don't consider yourself uninformed because you're certainly not alone. Very little information about these Soviet pigeons has been available outside of that country and most of this information that is available hasn't reached our shores. The Rzhev Startail, the Kazaner and the Volga Tumbler are members of the Soviet family of tumblers and these breeds can be found in the lofts of a few American pigeon fanciers. Other individual breeds in this family are the Kiev Tumbler - there have been reports that Kievs have been introduced in America, the Taganroger, the Tula Startail, the Uzbek, the Eisker, the Roslower Self, the Roslower Whitebreast and the North Causasian Tumbler.

The Taganroger Tumbler which is named after the city of Taganrog on the Sea of Azov is a cobby short legged, compact pigeon. It's tail is flat and should be as broad as its breast and contains between 15 and 17 feathers. This pigeon has a short beak, its neck is arched backward and its breast is pushed forward. They are saddle-marked and they are found in black, red, yellow, blue and in some cases dun. The body coloration is pure white, but some have a colored spot in the center of their forehead. The Roslower Rumbler varieties include the Volga which is magpie marked, the North Causasian which are tail marked in black only and the Whitebreast which has markings like those found in the Strasser pigeon. The basic Roslower are short muffed birds, with some being plainheaded, with others crested and others are double crested. The Roslower can be self colored, mottled, almond and also white sided. The Roslower varieties were introduced to West Germany just a few years ago and while they have been displayed in the showroom they haven't been accepted for exhibition as of this writing. Two breeds of this family of Soviet pigeons have gained official recognition within the past few years and they are the Kiev and the Uzbek Tumblers. The latter are short legged, muffed pigeons and were developed in the Republic of Uzbekistan. They are short beaked, with a robust head and beak, their eye ceres are large and their most notable feature is the "rose" which most of the Uzbek's have on their foreheads which is very much like the nasal tufts that can be found on the Chinese Nasal Tufts. The neck markings of this breed also resembles the markings of the Chinese Ringbreasts. As to whether or not these Soviet pigeons are good performers requires more investigation on my part, but a variety of the Uzbek are excellent flyers and they are included in the

category of performing pigeons known as "Crack Tumblers". All of these breeds have been popular in East Germany and their popularity has been increasing in West Germany as witnessed by an entry of 141 at the Oldenburg Show that is held in Bremen. This information comes from Remco de Koster of Munich and I certainly wish to thank him for opening a line of communication between us. Mr. de Koster is a staff writer for the West German publication **Geflugel-Borse** and a member of the Club of Russian Tumbler Breeders. I've submitted a copy of Mr. de Koster's drawing that illustrates these Soviet pigeons for your inspection. In the future I hope to go into more detail concerning these pigeons when I receive further information and I also hope to receive some information about the pigeon hobby inside of the U.S.S.R.

Before closing this month's rendition I would like to mention some numbers. Those 234 rare ones that were shown at our Northeastern District meet were brought into the showroom in Reading, PA, by 34 exhibitors. Our past meets that were held with the Reading Pigeon Assn., have always attracted exhibitors from near and far and we look forward to the day when we'll top 300 rare ones at the annual Reading Winter Show. At our northeastern 1988 young bird show 16 exhibitors cooped 80 rare pigeons and at the '88 NYBS in Louisville, KY, 157 rare entries were exhibited by 42 fanciers. Our state meet hosted by the White Rose Pigeon Assn., in York, PA, attracted 94 entries and 14 exhibitors last November and in that same month 109 rare ones were shown in Richmond, VA, in conjunction with the Virginia Pigeon and Dove Assn.'s annual Winter Show. 113 entries were cooped at our Northwest District Meet that attracted 26 rare breeds fanciers at the Salt Lake Premiere Show in December of last year. The NPA National in Peoria saw an entry of 121 birds put together by 25 exhibitors. Why mention these numbers you might ask. I'll answer with a question of my own. "Who would have properly taken responsibility for all these pigeons if the Rare Breeds Pigeon Club wasn't on the scene and would these pigeons been at the scene if it wasn't for the Rare Breeds Pigeon Club?" Our club has been on the scene for more than just a few years and while we have plenty of members who support us so that we in turn can support the rare breeds fancy there are still many rare breeds fanciers who benefit from our meets without lending us their support. The subject of holding meets where only members of the RBPC are eligible for awards has been mentioned by some of our members and while I wouldn't like to see this happen it might be a future possibility if the majority of our members agree. So if you're one of the fanciers who feel that they can reap the benefits (i.e., our awards) without throwing their support behind the RBPC (i.e., by not becoming a member) you might want to consider the future. And yes, there are a few clubs who have established a policy of handing out awards to only those fanciers who actively support their club. Such a policy might never come about, but who knows what the future might bring.

Be a supporter of the club that supports you and your pigeons by mailing your dues which are still only $10.00 a year to: Terry Fick, 1249 Broadway Ave., Reading, PA 19606. Please consider what I've said many times in the past "Remember how things were for rare breed fanciers before the Rare Breeds Pigeon Club arrived on the scene?" We are Here To Serve You!!□

JOIN THE AMERICAN
CARNEAU ASSOCIATION
The beautiful Carneau are once again gaining popularity and favor in the hearts of pigeon lovers. A friendly, growing club.
Dues: Seniors $10.00; Juniors $5.00
Send to: Margaret Williamson, 614 Beech St., Casper, Wyo. 82601 — 307-235-5677

SHOW KINGS
White, Black, Blue, Silver, AOC
Lloyd & June Trone
Rt. 1, Box 129
Meredosia, Ill. 62665 Ph. 217-997-5970



Sketches of Russian Tumblers. See this month's Rare Breeds column by Mike Lerp for more details.

Books On Pigeons

Encyclopedia Of Pigeon Breeds

With Preface By Dr. Willard F. Hollander

Released December 1965. 5½"x8". 800 pages, 798 pictures in natural color from 27 countries and 41 in black and white. A book that has to be seen to be appreciated. Recommended by Booklist of American Library Association. — Price $56.50 plus postage & handling (USA $1.00; Canada & Foreign, $2.50 per book).

The Pigeon — 1986 Reprint

Dark Blue Buckram binding. Same fine paper and contents as the 1977 reprint. Recommended by Booklist of American Library Association. — Price $52.00 plus postage & handling (USA $1.00; Canada & Foreign, $2.50 per book).

Making Pigeons Pay

Revised 1968 edition, 1984 reprint. — Price $20.00 plus postage & handling (USA $1.00; Canada & Foreign, $2.50 per book).

— LEVI PUBLISHING CO. —

c/o Palmetto, Pigeon Plant, Sumter, S. Car. 29150
P.O. Drawer 3060 333 Broad Street 803-775-1204

Chas. Siegel & Son

1011 E. Middle St.
South Elgin, Ill. 60177
Phone: 312-697-4572

Complete Line Of Pigeon Supplies

Everything For The Pigeon Fancy

CATALOG AVAILABLE $1.00

P.R.A.

PERFORMING ROLLER ASSOCIATION
BI-MONTHLY BULLETIN
PATCHES • PINS • BANDS
ANNUAL FLY & DISPLAY

Join The Fastest Growing Flying Roller Club In The Country

Send Your $15.00 Dues To:
Terry Rhodes, Sec./Treas.
707 East Wirt St.
Paragould, Ark. 72450

The Birmingham Roller Pigeon

A comprehensive book written by the late Wm. H. Pensom, a man in the know and a fancier of Rollers.

This book has 131 pages and has 78 illustrations. Among some of the topics covered are how to train and how to select breeders. 6x9 paper bound edition available at $10 per copy.

Plus $2 for Postage & Handling Write To:

Mrs. Doris Pensom
8140 Quartz Avenue
Canoga Park. Calif. 91306 USA

Performance Rollers

Rollers with correct type and expression. My birds spin fast, tight and stylish. This family of small to medium birds have been selectively cultivated for over 30 years. As a result the gene pool is pure and rich in excellent flying and performance traits which enables them to reproduce high percentages of high quality young. This is where these rollers will really excell.

I'll send you rollers you can raise true champions from, and start your own family of birds.

I'm offering my last two rounds of 89 young birds at $15.00 a piece. This gives everyone an opportunity to have top birds for a working man's price.

One thing I've learned is start with the best you can obtain. I did and I'll never regret it. Satisfaction guaranteed. Will ship.

William Martin — 517-369-9188
RR #4, 800N, Bronson, Mich. 49028



DISTRICT MEETS
NATIONAL SHOWS
QUARTERLY BULLETINS

INDIAN FANTAIL CLUB of AMERICA

$7.00 Adult • $12.00 Family • $3.00 Junior
CHARLOTTE WEICHE, SEC.-TREAS.
123 DeBorde Ct • Red Oak, Texas 75154-9151

CENTRAL SHORTFACE TUMBLER CLUB

WE'RE GROWING TO BETTER SERVE SHORTFACE TUMBLER BREEDERS EVERYWHERE



- 10-Page Bulletins
- NYBS Meet
- Sectional Meets
- Great Times
- Dues Just $7.00

—COME JOIN US—

ROBERT HARPER, SECRETARY
608 E. Poplar Street Scottsville, Ky. 42164
(502) 237-3903

Complete Sell Out!

PEDIGREE LOVATT TIPPLERS
High Flying Endurance Birds

Bill Mohr

1330 Georgia Ave.
Sheboygan, Wisc. 53081
414-452-3534

Don't Be Fooled...

by the many inferior pigeon grits on the market today. Believe it or not, some manufacturers are still using granite in their mixtures. Here at "Red Cross" we use only the proper balanced portions of the finest ingredients available.

From our years of experience and research, we have found that the best grit must contain a balance of insolubles for thorough grinding and solubles that supply the necessary ingredients for proper development.

Get What You Pay For

"XX" Red CROSS Health Grit

The Very Best Since 1903

For a free brochure, send a self-addressed stamped envelope to:

The J.W. Williamson Co.

RD 1, Box 340 Glassboro, N.J. 08028 Ph.: 609-881-3267

"XX" Red Cross Health Grit
is sometimes imitated but never equalled.

Canker Cure NEW

Anti-Trichomonas
Anti-Bacterial

A superior Substitute for Emtryl and Ipropan Faster acting, shorter dosage time. Bottle treats 320 pigeons. **Limited time, introductory offer..... $10.95**

Sur-Vive, helps build stronger, healthier young birds. New formulation of Tetracycline antibiotic and selected anti-stress vitamins. High, concentrated, broad range preventative and curative activity. Use at weaning, moult, after shows or contact with other birds.
210 Gm Jar **$8.95**

Paramyxovirus (PMV-1) Vaccine
100 dose **$20.00**

Paratyphoid Vaccine, 100 dose **$20.00**

Jectamatic, Automatic Syringe **$14.95**
(Pre-set measure for above vaccines. Other professional grade automatic syringes from $34.95 and up.)

Viro-Kill Loft Disinfectant
Makes 64 Qts. **$6.95**
(Kills virus, bacteria and fungus, etc.)

Vita-Life II XE Vitamins, 8 Oz. Jar **$6.95**
(Supportive formula for PMV infected birds.)

Vita-Life II, Vitamins
Reg. 8 Oz. Makes 245 Gals **$5.95**
1 Lb. Jar **$9.50**
(18 Nutrients — Dare to compare.)

Enclose $1.75 shipping for first item, $0.50 for each additional item. Add $1.00 for Priority First Class, rush orders.

PROMPT SERVICE
SEND STAMP FOR CATALOG

AVIAN & ANIMAL SUPPLY CO.
1110-A Ogle Road
O'Fallon, Ill. 62269

34th ANNUAL SHOW

OF THE

GREAT LAKES PIGEON ASSN., INC.

November 4, 1989
American Legion Park Building
Grant Park, Ill.

Cash Premiums, Trophies, Plaques, Ribbons

ALL BREED SHOW
Small Specialty Clubs Are Most Welcome

Send inquiries to: Betty Hess, Club Secretary
3436 Sally Drive, Steger, Ill. 60475 312-755-9476

PIGEON TRAPS



NEIGHBORS HATE YOUR PIGEONS?

Correct use of a trap allows you to exercise them daily before feeding. Eliminates roosting on nearby houses or buildings.

Wood frame, sturdy 3/16 in. bobs, all metal parts, featherlight aluminum. Fits 12x18 in. opening. $12.95 postpaid. Comes completely assembled.

We sell bobs and wire if you want to make your own trap, regular or still type.

Send 25c and a stamp for complete supply catalog.

FOY'S PIGEON SUPPLIES
P.O. Box 27166, Dept. PJ
Golden Valley, Minn. 55427

AVIARY & ANIMAL PET SUPPLY

Rt. 1 Box 633-8
Powderly, Tx 75473



Three Types Automatic Watering Systems, J Clips, J Clip Pliers, Flush Ground Cutting Pliers, Pop Bottle Water Founts, Plastic & Metal Feeders, Metal Trays, Breeding & Flight Cages, Parrot Stands & Cups, Incubators, Ketch All Mouse Traps, Electric Foggers, Big Ben Dispenser, Kool Mist Foggers, Medications, Vitamin & Mineral Supplements, Books, Nylon Corner for 1" x 1" Steel Tubing, Canary & Finch Nests, Canthaxanthin for Red Canaries, *Much More*

Send $1.00 for Illustrated Catalog #20 by First Class Mail

Southern Illinois Pigeon Club

Promoting All Breeds Quarterly Bulletins

Dues: $5.00, Jr. $3.00, Family $12.00
Man & Wife $8.00
BEULAH PADDICK, Sec.-Treas.
111 Sycamore St.
Sumner, Ill. 62466

CENTRAL ORIENTAL FRILL CLUB

Welcomes All Oriental Frill Breeders

For
SAMPLE BULLETIN & INFORMATION, WRITE:
PEGGY JETT, Sec'y.-Treas.
R.R. 3, BOX 167-A LITCHFIELD, IL 62056

"Wests by Willie"
WEST OF ENGLAND TUMBLERS
Baldheads In Most Colors
Including Almonds & Opals, White Bar Selfs,
Brown & Khaki Mottles

Texas Pigeon Exchange
WILLIE G. ENGLISH
1321 North Bolton
Jacksonville, Texas 75766
(214) 586-5083

Kelebeks—Flashy Turkish Nosedivers
Kazaner (Russian) Tumblers
Syrian Coop Tumblers
Whitewing Archangels
New York Flying Flights

White L.F.C.L. Tumblers (Don Zimmerman Strain Exclusive)

TEXAS FRENCH MONDAIN CLUB



Blue Check Cock 88-4314

A high caliber brood cock—This strong bird is the foundation of the South Texas loft of Waven Pitre, 833 Maryland, San Angelo, Texas 76905.

Show competition at its best—This big friendly club has special novice breeder classes at every show. Find out why the Lone Star State is Mondain country. Dues just $7.50 per year.

★ ★ ★ ★ ★ ★ ★ ★ ★ ★ ★ ★ ★ ★

Write for free complimentary bulletins and names of Mondain Breeders in your neck of the woods.

DAVID M. HURT
4 N. Ebbtide Lane MPR
Belton, Texas 76513

GIANT RUNT CLUB OF AMERICA



— GRCA OFFERS —
Informative Bulletins
Awards
Master Breeder Program
Nationwide Shows
Special Bands

DUES:
$10.00

Family: $15.00

Junior: $5.00

JOE STEWART
Secretary-Treasurer
Rt. 1, Box 156
Melissa, Texas 75071
214/937-2597

Art by Virgil

Pigeon Art At Its' Best

Box 554, Stratford, Ok. 74872



7th Annual
MARION COUNTY FAIR
(Indianapolis)

PIGEON SHOW

Sponsored By
Central Indiana Pigeon Club

Saturday - 1 Day Only
August 12, 1989

Robert Booth, Indpls., will judge
Fancy, Utility & Exhibition
William Tibbett, Brownsburg, Ind., will judge
Sporting & Show Rollers

Trophies Galore!
Ribbons to 3 Places in Each Class
Money to 3 Places in Each Class
Free Sale Cages

For entry, write Show Sec.
L.T. Brown
1942 Heather Court North
Indianapolis, Ind. 46229

WHITE CARDBOARD PIGEON CARRIERS

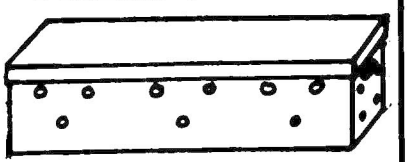

4 COMPARTMENT
Each compartment, 12x12x6". For large breeds: Kings, Mondains, Giant Homers, etc.
$8.00 Each Postpaid

6 COMPARTMENT
Each compartment, 9x6x7½". Overall dim. 15x30x8, 3½ lbs. For breeds like Rollers, etc.
$7.00 Each Postpaid

Boxes are assembled.

PAPER NEST BOWLS



25-$7; 50-$12; 100-$21; 250-$47
Postpaid
Shipping In U.S. Only

BOB EVERTSON
214 SE 27th Topeka, Kans. 66605



The Thoroughbred

A Publication on the Sport of Racing Pigeons

ONE ISSUE IS WORTH YOUR SUBSCRIPTION

PUBLISHED NATIONALLY, THE THOROUGHBRED CONTAINS:

★ **QUESTION & ANSWER COLUMN**—for both the experienced flyer and the beginner.

★ **"HOW TO" INFORMATION**—such as Eyesign Series, Polygamous Breeding, Medication and Health Information, Feed and Grain Content Analysis and Much More!

★ **INTERESTING FEATURES**—on the methods, birds and history of current champions.

★ **EUROPEAN FEATURES**—that bring Europe to your doorstep in the form of understandable information to benefit your loft.

★ **SPECIAL FEATURES**—on some of the Very Best fanciers in our sport.

★ **NATIONAL NEWS**—news that is important to you, the fancier, gathered and reported while still fresh.

★ **UP-TO-THE MINUTE WINNERS**—of some of the most prestigious races around the country.

Coming To You TWICE MONTHLY

$25.00 PER YEAR!

CANADA — $35.00 U.S. FUNDS

THE THOROUGHBRED MAGAZINE

805 Julian • Belvidere, Ill. 61008

THE AMERICAN GIANT HOMER



A.G.H.A. DUES HALF-PRICE FOR 1989

For the remainder of 1989 the American Giant Homer Association is welcoming new members at a reduced dues of only $5.00 with full membership privileges including regular bulletins, Standard sketch and text, a beautiful illustrated brochure, and contacts with members near you to help you get started in Giants. Let us introduce you to the pleasure and challenge of breeding and showing Giants.

★ ★ ★ ★ ★ ★ ★ ★ ★ ★ ★ ★ ★ ★ ★ ★ ★ ★ ★ ★

Giants have the size, style, structure, symmetry and spectrum of colors to delight any pigeon lover's eye! AGHA is dedicated to the promotion and welfare of its breed and its breeders. It offers a congenial fellowship, a nationwide series of shows, a fine bulletin and special bands. Write today to: J. Aubrey Mire, 314 Jean Vidrine, Ville Platte, La. 70586.

EXHIBITION COOPS

JUDGING OR WALKING PENS



Coops That For Over 75 Years Have Satisfied Fanciers and Exhibitors at Leading Shows and Fairs Throughout the Country

Write for Free Circular

KEIPPER COOPING COMPANY

P.O. Box 15138-P **Milwaukee, Wisc. 53215**

★ SPECIAL OFFER ★

Buy 2, Get 1 Free!

Buy 2 Vita Preen or Mega-Mins, GET 1 MEGA-MINS FREE!



ULTRA VITA-PREEN, 1 lb.	$9.95
ULTRA MEGA-MINS, 2 oz.	$1.95
ULTRA MEGA-MINS, 1 lb.	$9.95
ULTRA MEGA-MINS, 26 oz.	$15.95
TERRAMYCIN SOL. POWDER, 6.4 oz.	$3.25
AUREOMYCIN SOL. POWDER, 6.4 oz.	$3.25
AMPROL POWDER	$3.50
AUREOMYCIN, 25 mgm, 1000's	$25.50
NITROFURAZONE, 1 lb. (Double Strength)	$5.50
GALLIMYCIN, 250 gm.	$22.50
LS50, 72 gm (Lincomycin Spectinomycin)	$24.95
FEEDMATE 68, 5 lbs.	$14.00
CULBEC	$14.00
TRAMISOL OBS, 24's	$6.50
IVOMEC (IVERMECTRIN)	$28.00
NOPSTRESS, 5.33 oz.	$2.00
TYLAN SOLUBLE (Tylosin), 15 gal.	$13.50
TYLAN 50, 100cc	$7.50
TYLAN 200, 100cc	$12.50

WEST GERMANY'S CHEVITA PRODUCTS

PIPERAZINE + (Piperazine citrate, vitamins. Round worm infestation.)
10 Strips of 10 Capsules each $16.50

VITIN (Natural amino acids and vitamins from wheat germ and yeast. Food supplement for pigeons and show birds.)
1 Bottle of 100 Ml. $9.00
4 Bottles of 100 Ml. Ea. $33.00

TYLOSIN + (Tylosine, chlortetracycline, arsanlic acid, amino acids, vitamins, trace elements. Ornithosis, mycoplasmosis general bacterial infections.)
10 Sachets of 7.5 Grams Each $22.00

MYCOSAN + (Erythromycine, aranilic acid, amino acid, vitamin trace elements. Bacterial infections of the gastro intestinal and respiratory tract, secondary infections resulting from virus disease, stress situations, supportive therapy & parasite infestation & high mortality of the young.)
10 Sachets of 7.5 Grams Each $19.00
10 Strips of 10 Capsules Each $16.50

GABBROCOL (Treatment & prevention of trichomoniasis (canker).)
10 Sachets of 5 Grams Each $15.00
10 Strips of 10 Capsules Each $17.00

MULTI-VITAMINS EB12 (vitamins & amino acids. To maintain & improve performance during stress as well as vitamin consuming infection & worm infestations.)
10 Sachets of 7.5 Grams Each $15.00
10 Strips of 10 Capsules Each $16.50

ASCAPILLA (Ascapillaisan Anthaelmintic with a wide range of action indicated for the oral treatment of hairworm & roundworm infestation in Racing and & Show Pigeons.)
10 Strips of 10 Capsules Each $19.50

CHEVITA PRODUCTS USAGE GUIDE $1.00

NOW AVAILABLE THROUGH M.S. BIRD SUPPLIES
FANCY PIGEONS $29.95

M.S. BIRD SUPPLIES

P.O. BOX 843

TULARE, CALIF. 93275

Please send $3.50 shipping and handling. Orders will be sent through UPS. Send check or money order.

AMERICAN GIANT RUMBLER CLUB

Gordon H. Gilchrist, Sec.-Treas.
1346 E. Millbrook Rd.
Mt. Pleasant, Mich. 48858

Newsletters • Shows



Breed Created By H. Eric Burt Wesley L. Conover



BIG, BOLD & BEAUTIFUL-THE RUMBLER

Dues: $10. Jr. $5

Join & Receive Lifesize Pictures & Much, Much More

WELCOME—JOIN THE AKC

AMERICAN KING CLUB

ORGANIZED 1915

STU AUSTIN Secretary
7671 E. WOOD DR.
SCOTTSDALE, AZ 85260

WE OFFER YOU:

1. A FRIENDLY, ACTIVE PROGRESSIVE NATIONAL ORGANIZATION INTERESTED IN YOU
2. SEVEN AKC DISTRICT SHOWS THAT GIVE YOU AN OPPORTUNITY TO ENJOY THE FELLOWSHIP OF OTHER KING BREEDERS IN YOUR AREA AND THE CHANCE TO EXHIBIT YOUR KINGS UNDER IDEAL CONDITIONS
3. A BIG NATIONAL SHOW AND ANNUAL MEETING PROGRAMMED FOR FUN AND RELAXATION
4. COMPETENT, EXPERIENCED JUDGES OF THE HIGHEST INTEGRITY
5. SALE OF AKC COLORED SPECIALTY CLUB NPA BANDS
6. FOUR ATTRACTIVE BULLETINS PER YEAR TO KEEP YOU INFORMED ABOUT THE LATEST NEWS, SHOW RESULTS AND IDEAS ON BREEDING, EXHIBITION, LOFT MANAGEMENT AND FEEDING PROGRAMS FOR KINGS
7. A NEW MEMBERSHIP KIT THAT INCLUDES A BOOK FOR NEW BREEDERS AND AN AKC PATCH

DUES: $20.00 Year
(OUTSIDE U.S.A. $25.00)

START '89 SHOW SEASON WITH A BANG!

NATIONAL ORIENTAL FRILL TURBIT & OWL FAMILY



extends an invitation to you

Labor Day - Sept. 3, 1989
Tulsa Young & Yearling Show

For details, contact
Jay McGehee
3000 N. Sheridan
Tulsa, Okla. 74115
918-835-9159

For Sale Or Trade Day
Sunday
8:00 a.m. to 9:00
Judging
To Follow

STOLTZFUS
PIGEON FEEDERS & FOUNTAINS
YOUR ONE STOP SHOP
FOR FEEDERS & FOUNTAINS
PLEASE WRITE FOR THE LATEST PRICE LIST OF OUR NEW PRODUCTS.
ORDER BY MAIL & SAVE GAS & $$$$$$$$
JACOB R. STOLTZFUS
649 S. Ramona Rd. • Myerstown, Pa. 17067
BREEDER OF GOOD QUALITY UTILITY KINGS-WHITE & SILVER

COME JOIN US
The
National Chinese Owl Club



Promoting The
CHINESE OWL
Shows & Newsletters
DUES: $10.00 Family
$7.50 Seniors $3.00 Juniors

Write
JOHN LENZ,
Sec./Treas.
2224 Victoria Cedars
Festus, MO 63028
(314) 586-4578

AMERICAN DRAGOON CLUB
Sponsoring Young Bird, Sectional & Annual Meets



Sample Quarterly Bulletin Upon Request
Dues: $8.00, Foreign $12.00
THOMAS BARNHART, Sec.
5307 Wolf Rd.
Lima, Ohio 45807

LARGE UTILITY BREEDS
SILVER KINGS & WHITE HUBBELS
We specialize in developing the two breeds used by the major squab farms. Contact
SPECIALTY SQUAB
1233 W. Second, Kennewick, Wash. 99336
509-586-2507 509-586-1086

bird sex indicator
An instrument for breeders and fanciers. Reveals true sex of all species in seconds. Does not touch the bird. Easy to use, satisfaction guaranteed. Send $6.00 plus 50c handling to:
Alamo City Products
106 Overland San Antonio, Texas 78218

The NPA GRAND NATIONAL

JANUARY 11TH - 13TH, 1990

SALT LAKE CITY, UTAH

Sponsored by the

UTAH PIGEON CLUB

"Where it's Happening in the pigeon game."

Convention Headquarters

RED LION HOTEL·SALT LAKE

255 South West Temple
Salt Lake City, Utah 84101
(801) 328-2000

Morris

Ask Mr. Foster Travel
Since 1888

"Expect The World Of Us."

Your TOLL FREE reservation number for the Salt Lake City NPA Convention is 800-777-2877, ask for Ger. She will set up your itinerary to fit your travel needs regardless of your departure location. Morris offers 5% off lowest discount fare and 40% off any regular coach fare.

The official airline of the NPA Grand National Show and Convention, Delta and the NPA are now in mutual agreement and understanding as to the needs of the pigeon fancy concerning the handling of pigeons on fancier accompanied flights. (See 1989 Summer issue NPA Review.)

DELTA
We Love To Fly And It Shows.

Show Secretary	Show Chairman	Asst. Show Chairman
Kent Wright	**Jim Green**	**Ed Bills**
7270 South 1600 East	64 West 3400 South	8389 West Powell Avenue
Salt Lake City, Utah 84121	Salt Lake City, Utah 84115	Magna, Utah 84044
(801) 943-1412	(801) 485-1749	(801) 250-0634

1902

American Pigeon Club INC.

1989

Buy, Band Be American

The Oldest and Best

"THE BACKBONE OF THE AMERICAN PIGEON FANCY"

OFFICERS

JOHN COSTA, President
1473 Park Ave., Cranston, RI 02920
FRANK FRISCH, Vice President
94 India St., Pawtucket, RI 02860
JOHN RICE, Midwestern Vice President
4011 Nolan, Carleton, MI 48117
WILLIAM SMITH JR., Secretary
Rt. 1, Box 559, Pilot Mountain, NC 27041

BOARD OF DIRECTORS

BUD CURRAN
345 Lake Ave., Worcester, MA 10610
WILLIE ENGLISH
1321 N. Bolton, Jacksonville, TX 75766
GILBERT RICCI
RR 3, Box 79A, Foster, RI 02825
WILLY HUBBARD
Box 4A, McNutt St., Princeton, W. Va. 24740
PAUL STEIDEN
517 Dresden Ave., Louisville, KY 40215
MARK NEWBY
7016 W. 100 S., Kokomo, IN 46902
HERB SANTOS
8 Cooke St., Fairhaven, MA 02719
WILLIAM MUTH
4857 Winterhaven Drive, Sarasota, FL 34233

APC bands available January 1 each year from any band distributor. 1989 bands 10 cents each. Order in multiples of five, minimum order ten bands. Include 50 cents postage.

Membership entitles you to periodic newsletters and annual meeting at a major show, along with loft and membership cards.

MEMBERSHIP FEES:

Annual Dues	$ 5.00
Initiation Fee	1.00
Junior Dues	3.00

BAND DISTRIBUTORS

William E. Smith Jr.
Rt. 1, Box 559
Pilot Mountain, N. Car. 27041

Magnolia Bird Farm
8990 Cerritos Ave.
Anaheim, Calif. 92804

John Costa
1473 Park Ave.
Cranston, R.I. 02920

John Rice
4011 Nolan
Carleton, Mich. 48117

NEW LOW COST
PIGEON FOUNTS & FEEDERS

Plastic Founts keep water clean. Eyelets with locking base and jug allow Founts to be hung. Founts are sloped to prevent pigeons from roosting.

All purpose bird feeder has an adjustable barrell that lets you regulate feed flow, plus feed saving grill, which keeps feed cost down.



204A 1 GAL
7" Dia x 12½" Hi



206A 3 QT
6¼" Dia x 11½" Hi



208A 1 QT
4½" Dia x 9½" Hi

ALL PURPOSE FEEDER

Barrel is adjustible which allows you to regulate feed
#126A Cap 6#
8" Dia x 8½" Hi



NOT AVAILABLE IN CALIFORNIA
DEALERS WELCOME

SEND NO MONEY NOW.
ALL ORDERS SENT U.P.S. C.O.D.

Send to:

SMITH'S SUPPLY
P.O. Box 3304
San Dimas, Calif. 91773

Allow 4 to 6 Weeks Delivery

★ *Send for FREE Catalog* ★

QTY	ITEM	DESCRIPTION	PRICE EA.	TOTAL
	204A FOUNT	1 GAL.	$12.00	
	206A FOUNT	3 QT.	$10.00	
	208A FOUNT	1 QT.	$ 8.00	
	126A FEEDER	6 LB.	$10.00	
Available in Continental U.S. except California				
Shipping for entire order				3.00
Not available in California			TOTAL	
Send no money - Shipped UPS C.O.D.				

PRICES SUBJECT TO CHANGE

CLASSIFIED AD SECTION

Sept. forms close Aug. 1 — Rates: 25 cents per word one month; 50c per word 3 months; $1.50 per word 1 year
Cash With Order

AMERICAN FREE FORAGE HOMERS

COLORS — Standard. Modified: Priced Accordingly; Unflowns, High Production, Hawk Tested. Cheap pigeons eaten daily. — Pigeon World Safari, Depauw, Indiana 47115. SASE. (389-290)

AMERICAN GIANT HOMERS

MOST COLORS — Also Red Kings, Hubbels — Joseph Phillips, 1105 Garfield St., Hobart, Indiana 46342. 1-219-942-3904. (189-1289)

AMERICAN GIANT HOMER ASSOCIATION — Promoting the development and exhibition of the nation's most popular and exciting utility pigeon. AGHA offers a warm welcome and helpful advice to new members. Write for a free illustrated brochure of information. Adult dues $10; Juniors under 18 $5; Foreign $15. Write: — J. Aubrey Mire, Sec. AGHA, 314 Jean Vidrine, Ville Platte, Louisiana 70568. (189-1289)

AMERICAN SHOW RACERS

LEAVING THE SPORT — The birds for sale are from the top breeders in California. Approx. 6 pair breeders and 16 young birds. Call: — Phil, evenings 408-842-2642. $400.00 for all. (789-989)

AMERICAN SHOW RACERS — Show and stock birds in most colors and rares. — Joseph Ognibene, 1735 West 8th Street, Brooklyn, N.Y. 11223. 1-718-449-4210 evenings. (389-290)

ANCIENTS

ANCIENTS — Red, Yellow. Also Reinaugens. Tumblers, CLLF Baldheads, most colors. Also black and white Tumblers. — Frank Garcia, Box 297, Kerhonkson, N.Y. 12446. 914-626-2545. (789-989)

BOOKS

WANTED — Out of print books, magazines, colored plates, artwork, etc., about fancy pigeons, poultry and cock fighting. — John Norris, Box 442, Paoli, Pa. 19301. Phone 215-644-5957. (789-690)

PIGEON BOOKS — Out of print, recent and old. APJ's, Pigeon Worlds, King Bulletins, list. — W. Hamilton, RR 3, Paris, Ont. N3L 3E3. (689-889)

FOR SALE — Collection of American Pigeon Journals from 1956 to 1986. Best Offer. — Mrs. George Kilbinde, Rt. 4, Box 201, Montello, Wisc. 53949. (689-889

WINGS ON WHEELS — A book about raising and flying Roller pigeons from portable lofts. All phases, problems, breeding, terminology, purchasing with special tips and advice detailed. Price: $10.00 includes shipping and handling. Send to: — Joe Stayer, 431 Fourth Ave., Olean, N.Y. 14760. (589-490)

FANCY PIGEON BOOKS — "Fancy Pigeon Standards" by Dennis F. Ison, 421 pages, 205 breeds, $36.00 U.S. plus $2.50 postage and handling. "West of England Flying Tumblers" by J. Oldham, $25.00 plus $2.50 postage and handling. "How to Raise & Train Pigeons" by W.H. Allen Jr., $14.00 plus $2.50 postage and handling. Check or money order to: — Silvio Mattacchione & Co., 1793 Rosebank Rd. North, Pickering, Ont., Canada L1V 1P5. (589-490)

THE TURBIT HANDBOOK — By George Kleinpell, 4729 Pearl Rd., Cleveland, Ohio 44109. — $15.00 copy. Postpaid in USA. (589-789)

ROTONDO ON RACING PIGEONS — $44.50 U.S. postpaid. Please send check or money order to: — Silvio Mattacchione and Co., 1793 Rosebank Rd. North, Pickering, Ontario, Canada L1V 1P5 416-831-1373 (489-390)

LOOKING FOR OLD pigeon books for my library, one or all that you have. Also doubles for sale — John Izzo, 1400 Thompson Drive, Bay Shore, N.Y. 11706 (189-1289)

OVER 1000 APJ's for sale. Send SASE for complete list — F.S. Donato, P.O. Box 833, Leona Valley, Calif. 93551 (389-290)

THE MODERN FANTAIL — Most complete book on Fantails. Clear, concise articles. Many photos. $11.00 postpaid, $12.00 foreign. — Rod Lysne, Ferryville, Wisc. 54628 (289-190)

CARNEAUX

RED CARNEAUX — Breeding stock. Mated pairs. Ready to go. Also Red or White New Zealand Rabbits. — John Jennings, Box 127, Mt. Akum, Calif. 95656 1-209-245-3226. (789-1289)

CARNEAU — In Red, White, Black, Yellow. Leading bloodlines. Beautiful birds. I have a good supply ready to go. Will ship. — Call 901-934-4831. — Victor Stoll, R 1, Box 664, Finger, Tenn. 38334. (1088-989)

CAVIES

CAVIES - WHAT ARE THEY? — Find Out! For information about breeding and the exhibition of these animals, write to: — ACBA, Linda Mowers, P.O. Box 212, Webster, N.Y. 14580. (189-1289)

CHINESE OWLS

CHINESE OWLS — Champion bloodline. Breeder, Owner - Blue Check Cock 145-88, National Young Bird Champion (over 400 birds) and Qualmond Cock 123-88 Champion Colored Bird, also Blue Grizzle Cock 133-88 Grand National Champion (over 250 birds). I will have many show and stock birds to go this fall. I can bring to National Young Bird Show. — Melburn Bonnell, 118 West 8th Street, Dixon, Ill. 61021. Ph. (815) 288-2339. (689-889)

CLUBS

SOUTHWEST PIGEON FANCIERS ASSN. — Meetings: First Friday of Month, San Pedro YMCA, Calif., 7:30 p.m. Visitors, Jrs. Welcome. — (213) 830-7386. (389-290)

INTERNATIONAL PIGEON HALL OF FAME — "Building Today For Tomorrow". Join us - Clubs $50.00; Individual $10.00; Family $15.00. — Ft. Hancock, Texas 79839, Mile Post 73 on I-10, 915-769-3700. (389-290)

THE BALTIMORE AREA PIGEON CLUB — All fanciers welcome. — POC Bill Schmidt, Phone 301/426-2151 (1088-989)

CENTRAL FLORIDA PIGEON FANCIERS ASSN. ALL BREEDS CLUB — Annual Shows: Jan. and June. Dues $7.00 family, $5.00 single. — Join and show with us. — Charles Rose, Sec./Treas., 232 Flame Ave., Maitland, Fla. 32751. (1288-1189)

COMPUTER SOFTWARE

PIGEON FACTS SOFTWARE — Pedigree Charting System for IBM-PC and C-64. Loft Personalized. Band number controlled (no extra index to remember). $37.50 shipping including. **Flying Data System also available at $37.50. — Cosmic Software, P.O. Box 43551, Louisville, Ky. 40243. (789-1289)

DIRECTORIES

OHIO BIRD AND ANIMAL DIRECTORY — All kinds of birds and animal stories, ads, pictures and interesting articles. All from the state of Ohio. Sample $2.50. — Ohio Bird and Animal Directory, 1891 TR 151, Baltic, Ohio 43804. (789)

NORTH AMERICAN DIRECTORY OF EXOTIC ANIMAL AND BIRD OWNERS, 1989 Edition — An alphabetical listing of exotic animal and bird owners or affiliated businesses; addresses; phone numbers; and description of association with industry and animals or birds raised. Also cross referenced by state and province. Reference section: Tranquiling Information by C.B. Wiley, Incubation periods for game birds, Caring for Exotic Babies by Peggy Hayes, Breeding and Birth Tables by Elizabeth Cary Mungall, milk formulas and conversions. Auction Section. $30.00 for 1989 Edition (includes $5.00 coupon towards ad in 1990 edition). Write: — Pat Corbett, Skaar Route, Box 4028, Sidney, Mont. 59270 or call evenings: 406-482-7196. (689-889)

DOMESTIC FLIGHTS

CALL OR WRITE: — Alex Rawson, 256 Hillman Ave., Staten Island, N.Y. 10314. SASE. 1-718-494-9145. (389-290)

DONEKS

DONEKS — Good bloodlines. Will ship. — Bill Jacox, 12 Ackert Hook Rd., Rhinebeck, N.Y. 12572. 914-876-4897. SASE. (789-1289)

DONEKS — Must sell! Due to job. $30.00 a pair or 4 pair for $100.00. Will ship! — Duane Armstrong, 6601 West 32nd St., Loveland, Colo. 80538. 303-667-3910. (489-989)

DONEKS — 1989 birds ready to fly, 6 for $115.00. — 304-425-6643. (689-889)

EXCELLENT PERFORMING high flying Doneks. — $40.00 pair. — Koce Talev, 4005 Griffin Road, Syracuse, N.Y. 13215. Evenings: 315-469-7540. (589-790)

TIGHT SPINNING — Excellent breeders. Good price. — Pete Jolevski, 219-947-4609. (489-390)

THE BEST — Will ship. — Stefan Ristevski, Phone 219-769-4938. (289-190)

DONEKS AND NOSEDIVERS — Will ship, good performers. — Bill Jacox, 12 Ackert Hook Rd., Rhinebeck, N.Y. 12572. 914-876-4897. SASE. (888-789)

DOVES

AMERICAN DOVE ASSOCIATION — Six bulletins yearly, other benefits. Dues $10.00, Junior $5.00 (17 and under), Senior Citizen, $7.50 (60 and over), Family $12.50 (2 members). — Rita M. Courtney, Sec.-Treas., P.O.Box 21, Milton, KY 40045. (489-390)

ENGLISH CARRIERS

NATIONAL ENGLISH CARRIER CLUB — Bulletins, Meets. $5.00 Dues. — Secretary, Terry Fick 1249 Broadway Ave., Reading, Pa. 19606. (389-290)

FANTAILS

FLORIDA FANTAIL CLUB — Earl Clark, 2605 S.E. 163rd St. Rd., Summerfield, Fla. 32691. 904-245-9701 (789-690)

EASTERN FANTAIL CLUB — Enjoy showing and fellowship with friendly cooperative fanciers. Sr. Dues $7.00. Jr. $3.50. Contact: — Bob DeAdder, 25 Meadow Dr., Shrewsbury, N.J. 07702 (589-490)

CENTRAL FANTAIL CLUB OF AMERICA — Join now. Senior dues $10.00 yearly, man and wife 15.00, junior $3.00. For more information, write: — Bill and Marge O'Dell, 138 S. Webster, Ottumwa, Iowa 52501. (489-390)

MID-AMERICA FANTAIL CLUB — Annual Dues $7.50 Family, $5.00 individuals. 2 annual shows, quarterly bulletins. — Don Vaughn, Secretary, 1204 33rd St., West Des Moines, Iowa 50265 Phone 515-223-7454. (289-789)

NORTHEASTERN FANTAIL CLUB — A progressive and friendly membership since 1961 serving Fantail fanciers in the Northeast. Two annual shows in Concord, Massachusetts, terrific quarterly newsletter and club patches. Dues: $5.00 yr. Contact: — Karl Rau, Box 350, Weeks Mills, Maine 04361 (189-1289)

FEEDS

BARLEY — Premium, high protein feed. — Donald Keinath, Caro, Michigan 48723. Phone: (517) 673-4211. (389-290)

FOR SALE

APJs — Specials $5.00. Reg. Issues $1.00. Also Buy APJ's. — Roger Klocke, 720 3rd Ave. West, West Fargo, N. Dak. 58078. 701-282-7653. (988-889)

FRENCH MONDAINS

SHOW QUALITY — Most colors. Raised to order — Rainer Wurz, 11934 Alamo Blanco, San Antonio, Texas 78233. Phone 512-654-9420 (988-889)

PREMIUM QUALITY, SHOW TYPE — Red, Black, Ash Red, AOC. — Elmer Skoog, Box 284, Lyford, Texas 78569. Phone: 512-347-3249. (389-290)

NATIONAL FRENCH MONDAIN ASSN. — Six bulletins per year. Dues $10.00 — Secretary-Treasurer Dan Davis, 1080 Evangeline Lane, Vidor, Texas 77662. 409-769-9939. — Club Bands - 15 cents each plus 50 cents postage. Les Heisserman, 211 Stokes Ave., Mt. Holly, New Jersey 08060. (389-290)

GERMAN BEAUTY HOMERS

AMERICAN GERMAN BEAUTY HOMER CLUB — Dues: Adults $6.00, Juniors $2.00. Newsletters and show reports. — Bob Hammond, 810 Taylor Ave., Huron, Ohio 44839. (489-390)

HUNGARIANS

HUNGARIANS, HELMETS — Order now for Fall delivery! No calls please! — Russell Line, 2450-C Jefferson Blvd., Hagerstown, Md. 21740 (789-989)

EASTERN HUNGARIAN PIGEON CLUB — Since 1948. Dues $3.00 Annually — Russell Line, Sec. 2450-C Jefferson Blvd., Hagerstown, MD 21740. 301-797-6508 (888-789)

INDIAN FANTAILS

CALIFORNIA INDIAN FANTAIL CLUB — Supporting all Indian Fantail Shows in California. Dues $3.00. — Carl Rodegerdts, 3 Sequoia Rd., Woodland, Calif. 95695. (389-290)

CHAMPIONSHIP BLOODLINE — All colors. Ship worldwide. All Frillbacks, Hungarians, Parlors and Diamond Doves for sale. — Ken McCoy, Star Rt., Box E-4, San Saba, Texas 76877. 915-628-3259. (389-290)

QUALITY INDIANS — Most all colors available. Ship by mail. — Leimann's Loft, 6702 Jersey Ave., Cincinnati, Ohio 45233. 513-941-0363. (289-190)

JACOBINS

SELLING OUT — Many quality birds, $10 up. — Dick Haukoos, P.O. Box 824, Albert Lea, Minn. 56007. (789-989)

CENTRAL JACOBIN CLUB — America's oldest roots of the Jacobin fancy. Two shows annually. Dues $10 per year, payable to: — Tom Reich, 19441 Holliday Dr., Shawnee Mission, Kansas 66218. (689-590)

EASTERN JACOBIN ASSN. — 2 shows annually, bulletins, bands. Dues: $10.00. — Secretary-Treasurer Vernard L. Duntz, 85 N. Mountain Rd., Canton, Conn. 06019. (203) 693-2488. (589-490)

SOUTHERN JACOBIN CLUB — Annual Winter Meet and Quarterly Bulletins. Dues $10.00. — Pat Avery, Sec./Treas., 18612 S.E. 134th, Newalla, Okla. 74857. 405-391-6884. (289-190)

LOFT OF CHAMPIONS — Quality Jacobins in all colors. — E. Bachmann, 405 E. Walton Blvd., Pontiac, Mich. 48055. 313-334-1823. (289-191)

JACOBINS — Most colors. — Don O'Connor, Copake Falls, N.Y. 518-329-6942. (189-1289)

KINGS

SHOW KINGS — Blacks, Blues and Silvers, $15 pair. Good stock birds. Also a few Brunner Pouters. — Jim Sudkamp, 217-564-2908. Sadoris, Ill. (789)

SHOW KINGS — White, Red, Yellow, Red Bar Silver. — Adam Kuhn, 2517 Country Club Road, Woodstock, Ill. 60098. (815) 338-7887. (589-490)

LAHORES

LAVENDERS — $20 pair. — Hans Wetter, P.O. Box 108, Orofino, Idaho 83544. (789-989)

AMERICAN LAHORE CLUB. — Bulletins, shows, dues $5.00 — Paul Parsons, 2745 Alta Vista Ave., Macon, GA. 31211. (689-590)

MALTESE

MALTESE FOR SALE — 216-467-6649. — W. Hetzel, 2061 Stine Rd., Peninsula, Ohio 44264. (689-889)

QUALITY BIRDS — John Haller, 3472 W. Pleasant Valley, Parma, Ohio 44134. 1-216-842-0747. (689-889)

NORWICH CROPPERS

NORWICH CROPPERS — Show quality, large globes, many colors. Will ship. — Ron Johnson, 5623 Moonstone Ave., Alta Loma, Calif. 91701. 714-980-4711. (988-889)

NOTICES

PIGEON OWNER — within 300 mile radius of Manitowoc, Wisc., to participate in World Record Miniature Pizza Delivery. For details phone (414) 682-6151 mornings or write: — Dan Bilotti, c/o Bilotti's Pizza Garden, 1015 Washington, Manitowoc, Wisc. 54220. (689-889)

NUNS

NUNS — Blacks and Duns. Fantails - Black, Duns, Blue, $10.00 pr. Will ship USA. Phone: 419-221-3010. Not less than 3 pairs shipped. — Donald Counts, 4101 McClain Rd., Lima, Ohio 45806. (689-889)

UNITED NUN CLUB — Quarterly bulletins, lawn show, annual show, travel shows. Sharing Friendship, Fun and Nuns. — Tony DeSantolo, Sec., RD #3, Ninham Circle, Carmel, N.Y. 10512. (589-490)

NUN PIGEON FANCIERS SOCIETY — Bimonthly bulletins, District, Annual Shows. — Terry Kay, Sec., 311 East Pine, Roselle, Ill. 60172. (289-190)

ORIENTAL FRILLS

BLONDINETTES, SATINETTES — All colors. Extra hens. Show quality, $50 and up. Stock birds, $25 and up. International shipping welcomed. — Tom Berich, 412-384-9114. (789-690)

SPOTTAIL BLONDINETTES & SATINETTES — Gerry Leberman, Route 2, Fort Dodge, Iowa 50501. (515) 573-8978. (789-690)

EASTERN ORIENTAL FRILL CLUB — Two shows annually, breeders directory, bulletins. Dues $7.50. New members welcomed. — Nelson Bowers, 11211 Sandyvale Rd., Bradshaw, MD. 21021. 301-592-9520. (489-390)

CENTRAL ORIENTAL FRILL CLUB — Supporting the National Young Bird Show. Bulletins. New members welcome. Dues: $10.00 Sr.; Over 65 $7.50; Jr. (under 18) $5.00. Join the CENTER of Frill Activities. Contact: — Peggy A. Jett, RR 3, Box 167-A, Litchfield, Ill. 62056 U.S.A. (389-290)

ORIENTAL ROLLERS

CHAMPION STOCK — Only top quality birds. Almond, Grizzle, White, Black, Red, Yellow, Dun and all other colors available. — Jim Green, 64 W. 3400 So., Salt Lake City, Utah 84115. (189-1289)

Join the **UNITED ORIENTAL ROLLER ASSN.** — The birds with class. Six bulletins a year, five shows, master breeder program and flying competition. Club bands: 10 cents each plus 50 cents postage. Family $10.00. Adults $5.00. Jrs. $3.00. — Sec. Jim Green, 64 W. 3400 So., Salt Lake City, Utah 84115. 801-485-1749 (189-1289)

CHAMPION ORIENTAL ROLLERS — Black, Dun, Red, Yellow, Andalusian. — Ed Bills, 8389 W. Powell Ave., Magna, Utah 84044. (1088-989)

OWLS

AFRICAN OWLS — Please call/write: — Chuck Lamboov, 6448 W. Center Ave., Lakewood, Colo. 80226. (303) 934-2146. (789)

AMERICAN OWL CLUB — Supporting the breeding and exhibiting of African Owls. Two shows annually. Bulletins and standards. Dues $7.50 Senior, $5.00 Junior. — Tim Stajkowski, Secretary, 1413 South Raymond Street, Bay City, Michigan 48706. (1188-1089)

PET SHOPS

"IDEAL" Pet and Tackle Shop, 356 E. 116th Street, Manhattan, N.Y. 10029. (212) 876-5093 or 860-2543. — Pigeons Feed and Supplies. Fish and Tackle, Live Bait (Open 7 days). MUCH, MUCH MORE. (489-390)

MASPETH PET SHOP — 71-11 Grand Avenue, Maspeth, N.Y. 11378. 718-429-9443. — Supplies. Pigeons bought and sold. (389-290)

SELL YOUR SURPLUS BIRDS THROUGH THE APJ CLASSIFIED ADS!

POMERANIAN POUTER

POMERANIAN POUTERS — The VERY best in quality. Bred in black, red, yellow, blue bar and red bar pieds, also breeding white selfs. Show quality and breeding stock available. — Dan Johnson, 18640 Tulsa St., Northridge, Calif. 91326 or call evenings, 818-368-3451. (789-1289)

POMERANIAN POUTERS — The VERY best in Quality. Bred in black, red, yellow, blue bar and red bar pieds, also breeding white selfs. Show quality and breeding stock available. — Dan Johnson, 18640 Tulsa St., Northridge, Calif. 91326 or call evenings, 818-368-3451. (489-390)

POULTRY

WOODY'S SHOW QUALITY CHICKS — Hatching Eggs, Bantams, Pheasants, Quail, Chuckers, Mandrin Ducklings, Guineas, Turkeys, Geese. SASE or phone. Price Brochure. Hatching Weekjey. — Woody's Hatchery, Route 1, Shawnee, Okla. 74801. (405) 273-0482. (789-1289)

POUTERS

PIGMY POUTERS — Jack Spann, 212 W. 21st, Burley, Idaho 83318. (789-690)

QUALITY BIRDS — Reversewing, English, Norwich, Pomeranians, Voorburg, Old German, Brunner. Visitors welcome. Will ship. — Jason Bittis, 10453 Toews Rd., LeGrand, Calif. 95333. Phone (209) 382-0109. (589-490)

QUALITY POUTERS — Pomeranians, Reversewings, Hanna and Norwich. I have an overstock of fine pouters and due to my poor health I would like to sell these birds. Good quality birds for good prices. Phone 414-782-6483. — John J. Bayer, 2535 Wood Lane, Brookfield, Wisc. 53005. (289-789)

Join the **AMERICAN PIGMY POUTER CLUB** — Best by Test" since 1900. Help promote "World's Greatest Show Bird". For information, write: — Stan Staveckis, Sec., 509 Fillmore Ave., Schenectady, N.Y. 12304. (888-789)

PUBLICATIONS

MAGAZINE FOR HOMESTEADERS! — Covering: Small stock, Gardening and Much, Much More ... — Free information! Farming Uncle©, Box 91BB, Liberty, N.Y. 12754. (888-789)

DAIRY GOATS — For milk, pleasure and profit. Excellent for children, women and families! Monthly magazine, $19 per year, 2 years $31, 3 years $44. Outside U.S. one year $25. — Dairy Goat Journal, 7000 Terminal Square, Suite 210, Upper Derby, Pa. 19082. (tf)

RABBITS IN CANADA — Monthly magazine about the happenings in Canada in the rabbit industry. Also U.S. and worldwide rabbit news. Canada - 1 year $7.00, 2 years $12.00; U.S. - 1 year $8.00, 2 years $14.00. Single copy $1.00. — Rabbits in Canada, Oak Street, Bewdley, Ontario, Canada K0L 1E0. (tf)

SMALL ACREAGE MANAGEMENT — The newsletter for the small holder wishing to increase income from his or her land and holdings. Regularly covering livestock, poultry, agriculture, market gardening, specialty crops and conservation practices. One Year Subscription (Quarterly) $7.50. Each subscription includes a free 20 word ad. — Small Acreage Management, Rt. 1, Box 143, Silex, Mo. 63377. (tf)

RACING HOMERS

PEDIGREED WHITE RACING HOMERS — Pure Pietinckx or Mortvedt strains. Breeders or young birds. — Bill Mohr, 1330 Georgia Ave., Sheboygan, Wisc. 53081. Ph. 1-414-452-3534. (1188-1089)

FORSYTH'S WHITE RACERS — One of the finest colonies in existance. — Fleetwings Loft, 8 Seeley St., Sandown, N.H. 03873. 603-887-2479. (289-190)

89 YOUNG BIRDS — Top quality off flyers, also some old birds. $145.00 for 6, shipping included. — Don Dietrich, 1403 So. 14 St., Sheboygan, Wisc. 53081 (689-590)

JANSSENS — Black Eagles, Trentons, Whites. Young birds, 10 for $150.00. Ship anywhere. — Jay Alexander, 217 Graphite, El Paso, Texas 79932. 915-581-2987. (389-290)

WHITES — Steves Show Winners (Belgium, Hensins). Racers $30.00. Youngsters $20.00 each. Blacks, yellows available. — Steve, 619-276-6919. 4965A Jellett, San Diego, Calif. 92110. (389-290)

MUST REDUCE STOCK - NEED REST — 75 yrs. old. My loss is your gain. 60 years racing, breeding and showing. 3 years in WWII 'Signal Pigeons Corp'. Quality birds. Mexico and Vernazza, Janssens. Hightman and Fenoyer Sions, Curtis and Hightman Stassarts, Fabrys, Husken Van Riels, Red and Dun Trentons - Breeders $50.00 pr., Youngsters $12.50 each. Black Eagles, $100.00 to $150.00 pair. Youngsters, $25.00 each. White Pietinckx. Youngsters $25.00 each (no breeders for sale). Fenoyer Sion, Breeders - $75.00 to $250.00 pair. Youngsters $25.00 and $35.00 each. A.U. Banded. Order 2 pairs or more Breeders OR 6 youngsters or more - will ship including MBC Containers anywhere in the U.S.A. (Express Mail Charge - $44.95 - up to 12 pigeons). — Louis Nicosia, 324 N. 18th, Waco, Texas 76702. (817) 754-1691. - 772-1587 (289-1089)

RARE BREEDS

OVER 30 BREEDS — Of quality rare pigeons. Write for list. Will ship. — Terry Fick, RD #3, Box 412F, Pine Grove, Pa. 17963. (489-390)

KAZANERS, ORIENTAL ROLLERS, Vienna M.F. Tumblers, several other breeds. — Harris, 703-820-2722. (789-989)

CAUCHOIS — 2 pair available now at moderate price. — Charles Lucas, 6813 Catina St., New Orleans, La. 70124. (789-989)

ILLNESS FORCES ME TO SELL — Everything after years of close breeding. Lots or pairs priced according to quality. Golden neck indigo wing, golden neck khaki bar andalusian, etc. Spanish Whitetail Tumblers. Black and Dun Ukranian Shields, red lace also. Brown check and khaki Skycutters, excellent collection. Tiny big pants Spanish Chorreras and Chinese Owls. Small stud, real fine Voorburg Shield Croppers. Andalusian and khaki rare shaker neck Zitterhals. — R.A. Braswell, 3023 E. Latimer Street, Tulsa, Okla. 74110. (789-989)

DRESDEN TRUMPETERS, BERNBURGER Trumpeters, Schmalkaldener Morenkopfs, Saxon Breast Pigeons. The best quality obtainable! Ten dollars per bird in groups of six. — Tom Conway, 1509 Cedarhill Drive, Riverside, Calif. 92507. (589-789)

CRACK TUMBLERS, IRAN ROLLERS, SYRIAN SWIFTS. — Bred for performance, from imports; Shacksharli Tumblers, Syrian Fantails, Syrian Dewlaps bred in Black, Blue, Red Check, Auto-Sex, White, Splashes. Lebanons in Red, Yellow, Blue, Black. Six birds for $115.00. — Jack Schubarth, 508 Central Ave., Great Falls, Mont. 59401. 406-467-2910. (489-390)

ALTENBURG TRUMPETERS — Best voice of any trumpeter. — Gary Fillmore, 1311 Pheasant Run, Berthoud, Colo. 80513. 303-532-2268. (1288-1189)

REAL ESTATE

5 ACRES — Choice property with small 1 bedroom mobile home, septic tank, water available on Rt. 97, Klamath Falls, Oregon, few miles from airport. Asking $20,000. — Vito Vitarbo, 108 Prince Ave., Melbourne, Fla. 32901. Tel. 1-407-724-4167. (789)

SQUAB RAISING BUSINESS — Includes 3 bedroom house, two half acre lots, truck, breeder buildings, 2400 pairs of breeders. Top quality one man operation. One buyer buys all stock. Seller 30 years in business. Will train new owner. 24 hours a week to run. Call Agent: — D. Smith, in Corona, Calif. (714) 735-9900. (689-889)

ROLLERS

VARAO'S QUALITY SPINNERS — Bred for performance only. Frequent tight spinners with velocity and depth. Phone: — Gene Varao, 405-724-2797, Pinole, Calif. (789-989)

ROLLERS — Orange-eyed Self Whites. Developed from birds originating from Pensom and Hilton lofts. — Paul Platz, 12915 Ilene, Poway, Calif. 92064. (789-690)

BIRMINGHAM ROLLERS — Of Aerial Quality Only. Down from Lester Lehmeyer and J.L. Smith. — Sam Gutierrez, 3307 Estrada St., Los Angeles, Calif. 90023. Phone: (213) 263-7954. (789-690)

JACONETTE BIRMINGHAM ROLLERS — Competition flying, fun, sport. Performance bred for frequency, depth and velocity! Bred off 1940 imports from Ray Perkins, Bill Pensom and Smith lines. References a pleasure. Breeding only performance standard birds. Quality spinners. Visitors welcome by appointment. — Richard Jaconette, 205 Paden Drive, Spring Valley, Calif. 92077. Phone: 619-479-3001. (789-690)

PARLOR ROLLERS — Long distance. Birmingham Rollers - tight, deep. — Norm McMurray, 1-805-466-4408. (789-690)

TRIPLE J LOFTS — Offers the "26" bloodline, a family bred strictly for aerial excellence with above average frequency and reproducing ability. Visitors welcome. Jack Meyers, — 3112 McGerry Ave., Modesto, Calif. 95355. (209) 521-6812. (689-889)

AMERICAN ROLLERS — Pearl eyed, clear beaked, clean legged spinners. Spectacular kit performance in the air and coutstanding beauty in the loft. Marked birds in jet black, red, yellow, blue and silver. Write for list and descriptive material with photos. — John McDougall, P.O.B. 751, Ashland, Ore. 97520. (689-889)

V.C.R. LOFTS — Velocity, Controlled Rollers. Flying widowhood hens only. Extra cocks. Sex-linked colors available. — 402 Heidrich, Houston, Texas 77018. 1-713-691-6106. (589-490)

PERFORMING ROLLER ASSOCIATION is now offering: "PRA Vol. I", $20.00 postpaid (USA) and Loft Record Notebooks, $9.00 ea. postpaid (USA). Also '89 bands, 13 cents ea. — Terry Rhodes, 707 E. Wirt St., Paragould, Ark. 72450. (489-390)

BIRMINGHAM ROLLERS — Performance bred only. — Rob Homerding, Rt. 10, Box 365J, Leach Dr., Lockport, Ill. 60441. 815-838-9348. (1288-1189)

PEDIGREED PENSOM ROLLERS — Show and Fly. Master Breeders' bloodlines. Member SRC, PRC, URC. — Leonard Assante, 112 Valley View Rd., W. Nyack, N.Y. 10994. 914-358-2409. (289-190)

PEDIGREED PENSOMS — Performance bred. — Ed Conway, 11 Hibernia Way, Freehold, N.J. 07728. 201-431-3977. (1188-1089)

FLYING ROLLERS — All colors including Almonds. — 501-342-5534. (1188-1089)

PEDIGREED PENSOM ROLLERS — Master Breeder bloodlines. Show and fly, all colors. — Dennis M. Barton, 18550 Observatory Road, New Berlin, Wisc. 53146. 414-542-4438. (1088-989)

BIRMINGHAM ROLLERS — Bred for flying, kitting and performing qualities. Correspondence a pleasure. — Robert Prisco, 601 Cleveland Ave., Riverside, N.J. 08075. 609-461-8091. (189-1289)

YOUNGSTERS & PROVEN BIRDS — $10.00 up. Bred for competition, frequency, velocity and depth. My kits win in both Ohio and Florida. Will ship. — Harter, 216-454-4584. (189-1289)

AMERICAN BALDHEAD CLUB — Promoting Show Roller Baldheads. Dues $10.00 or $1.00 for information packet. — Dale Tanner, 610 Hatfield, Horseheads, N.Y. 14845. (189-1289)

RED, YELLOW, MOTTLES — Excellent flyers. — Ray Merschen, 12710 Kenny Rd., Philadelphia, Pa. 19154. Telephone - 215-632-7607. (189-1289)

RUNTS

RUNTS — Quality birds from leading strains. Mated pairs ready to go. Will ship. Call 901-934-4831. — Victor Stoll, R 1, Box 664, Finger, Tenn. 38334. (1088-989)

RUSSIAN TUMBLERS

NATIONAL RUSSIAN TUMBLER CLUB — Newsletters, shows. Dues: Adult $5. Jrs. $2. — Barbara West, Sec.-Treas., 8254 Morrow-Rossburg Rd., Morrow, Ohio 45152. (1288-1189)

SREBRNIAKS

SREBRNIAKS — Call or write: — Alex Stolarow, 316 N. Fir St., Jenks, Okla. 74037. 918-299-5344. (789-989)

SUPPLIES

M.B.C. SHIPPING CONTAINERS — Bill Jacox, 12 Ackert Hook Rd., Rhinebeck, N.Y. 12572. SASE. (789-1289)

FREE SAMPLES — Printing, Rubber Stamps for Pigeon Fanciers. — A&B Lettershop, Box 3335, Early, Texas 76803. Stamp appreciated. (789-989)

PROFESSIONAL SEX INDICATORS — handsome, durable and easy to use. $3.50 plus 50 cents postage and handling. To order, send check to: — Jean Holland, Route 3, Box 42, New Ulm, Minn. 56073. (789-989)

MBC EXPRESS MAIL CONTAINERS — Tom Barnhart, 5307 Wolfe, Lima, Ohio 45807. (988-889)

STOELTING'S BEE POLLEN — Nature's most perfect high energy protein food supplement. Spec. offer $15 for 20 oz. PP UPS. — 647 N. 29th St., Louisville, Ky. 40212. (502) 778-7446. (289-190)

MICRO-BARRIER CONTAINERS (M.B.C.) — $17.95. — A.B. Supplies, 27383 W. Wilmot Rd., Antioch, Ill. 60002. 312-395-2782, after 4 p.m. (489-390)

NEST FRONTS — Custom and Standard Sizes. Full line of Pigeon Supplies. Send stamp for FREE catalog. — Leardi Wood Products and Supplies, 8317 Harvard Terr., Raytown, Mo. 64138. 816-356-3787. (1088-1289)

ASK YOUR FEED DEALER to include Colorado Maple Peas in his mix or contact: — Wayne C. and Jean K. Davis, 49529 Co. Rd. C, Center, Colo, 81125. Phone: 303-754-3349. (289-190)

PLASTIC NEST BOWLS — Will not tip. Easy to clean and store. $1.40 each plus UPS. $75.00 per case of 60 plus UPS. — E. Tomasko, Box 32, Monroe, Conn. 06468. 203-268-0309. (389-290)

SWISS MONDAINES

DISPOSAL SALE — Due to owner's age. 15 pair, $180. 55 youngsters, $250. Also Indian Mondains (many reds), 17 pairs $200. 26 youngsters, $125. — Hans Wetter, P.O. Box 108, Orofino, Idaho 83544. (208) 476-4065. (789-989)

YOUNGSTERS — $5.50. Mated pairs $17.50. Excellent squabbers. Also Indian Mondaines. — Hans Wetter, Orofino, Idaho 83544. (208) 476-4065. (1188-1089)

SWISS MONDAINES — Youngsters $5.00. Pair $18.00. — Edger White, State Road 122, Box 3069, Richmond, Ind. 47374. 1-317-935-6423. (888-789)

TEXAN PIONEERS

BROAD BREASTED JUMBO SQUAB PRODUCERS — Specifically bred to increase production. — Persiano, 88 Hillcrest Road, Watchung, N.J. 07060. 201-755-3209. (389-290)

CLASSIFIED ADS GET RESULTS!

TIPPLERS

IMPORTED MACCLESFIELD TIPPLERS — With butterfly action. Loft Tom Beechiner, South Wales, England. — Anthony Pietranski, 41 Helms Hill Rd., Washingtonville, N.Y. 10992. 914-496-7969. (689-889)

LOVATTS — Richard Seabridge, 703 President Ave., Lawrenceville, N.J. 08648. 609-396-2434. (289-190)

AMERICAN TIPPLER UNION, INC. — Monthly meetings, 9 official system flying contests, Annual Lawn Show, 3 Fall Shows, N.Y., N.J., Conn., fanciers only. Initiation $5. Dues $20. — Clarence Williams, 831 Nicolls Road, Deer Park, N.Y. 11729. (289-190)

Join the **FLYING TIPPLER SOCIETY OF U.S.A.** — Features informative bulletins, membership certificate, constitution and fly rules, diplomas and trophies for flying competitions. Colored bands for members. Dues $8.50. Call or write: — Rex Leon, 17826 Edna Place, Covina, Calif. 91722. Tel: 818-967-8933. (289-190)

FLYING TIPPLER ASSN. OF AMERICA — Informative bulletins, ten competitive flys annually, trophy and diploma awards in Official and Honor Systems, colored bands available to members only. Dues: $7.50 Sr. and $2.50 Jr. Contact: — Felix Kahn, 10646 Placeta Los Reyes, Tucson, AZ 85748. 602-886-7127 (189-1289)

CANADIAN TIPPLERS — High flying, long faced. No shipping. Call: — Don, White Plaines, N.Y. 914-948-0922. (1188-1089)

PEDIGREED LOVATT TIPPLERS — High flying endurance birds. Member F.T.S. Old birds, young birds. — Bill Mohr, 1330 Georgia Ave., Sheboygan, Wisc. 53081. 1-414-452-3534. (389-290)

TRUMPETERS

GOOD QUALITY — Heppner and Pamplona Bloodlines. Most colors. — Whitey Parkins, 83 Rebecca St., Tiffin, Ohio 44883. 419-448-1220. (189-1289)

NATIONAL ENGLISH TRUMPETER CLUB — Supporting the NPA Grand National and National Young Bird Show. Members receive: Membership Card, By-Laws, Club Bulletins. Dues: Sr. $10.00, Jr. $5.00 (under 18). Contact: — William W. Shores, 414 Wise St., Clinton, Okla. 73601. (1288-1189)

BOKHARA TRUMPETERS — Breeding stock and young birds available. Call or write: — Duke Doering, 7704 Mountain Ave., Orangevale, Calif. 95662. 805-522-2998 or 805-583-4959. (389-290)

Join the **NATIONAL GERMAN TRUMPETER CLUB** — Jim Buhrmester, Secretary/Treasurer, 208 N. Glenn St., Milford, Illinois 60953. (1088-989)

ENGLISH TRUMPETER CLUB OF AMERICA — Biggest Show in Midwest. Competition, fellowship and fun. Bi-monthly bulletins. Dues: Family $10.00, Adult $7.50, Junior $3.00. — Orin and Barb DuChien, 139 Riverview Dr., Apt. 306, Monticello, Minn. 55362. (888-789)

WESTERN AMERICAN TRUMPETER CLUB — Join today! $3.00 Jr., $10.00 Sr., $15 couples. — Julie Doddridge, Sec.-Treas., 9448 Telkaif St., Lakeside, Calif. 92040. (389-290)

TUMBLERS

LONG FACE TUMBLERS — Muffed and Clean Leg, Whites and Baldheads. Top quality show and stock birds. — Corky Packard, 11401 Betsworth Rd., Valley Center, Calif. 92082. 619-749-0451. (789-989)

LFCL AND MUFFED TUMBLERS — Selfs, Bars, Baldheads. Very nice birds. — Mike Mignery, RR 1, Cromwell, Ind. 46732. 219-856-4112. (689-889)

LFCL — Blacks, Whites. — Gerry Leberman, R 2, Ft. Dodge, Iowa 50501. (515) 573-8978. (988-889)

TURBITS

AMERICAN TURBIT CLUB — Shows annually, News, Bulletins. Senior Dues - $6.00, Junior Dues - $3.00, Club Standard. JOIN NOW!! — Thomas "Jay" Curtis, 316 Ainsley Drive, Syracuse, N.Y. 13210. (789-690)

UTILITY BREEDS

LARGE UTILITY BREEDS — We specialize in developing the two breeds used by the major squab farms - Silver Kings and White Hubbels. Contact: — Specialty Squab, 1233 W. Second, Kennewick, Wash. 99336. (509) 586-2507, (509) 586-1086. (389-889)

WHITE UTILITY KINGS — No shipping. — 913-628-1692. Hays, Kans. (689-590)

D & G SQUAB FARM — 5412 Roeding Road, Hughson, Calif. 95326. 209-883-2568. — Utility Breeding Stock: Hubbels, Silver Kings, Indian Mondains. (1188-1089)

VARIOUS BREEDS

ENGLISH CARRIERS, CHINESE OWLS — Over 30 breeds of quality rare pigeons. Write for list. Will ship. — Terry Fick, RD #3, Box 412F, Pine Grove, Pa. 17963. (489-390)

ILLNESS FORCES ME TO SELL — Everything after years of close breeding. Lots or pairs priced according to quality. Golden neck indigo wing, golden neck khaki bar andalusian, etc. Spanish Whitetail Tumblers. Black and dun Ukranian Shields, red laced also. Brown check and khaki Skycutters, excellent collection. Tiny big pants Spanish Chorreras and Chinese Owls. Small stud, real fine Voorburg Shield Croppers. Andalusian and khaki rare shaker neck Zitterhals. — R.A.Braswell, 3023 E. Latimer Street, Tulsa, Okla. 74110. (789-989)

RACING HOMERS — White, Black. American Giant Homers, White. Rollers, Giant Runts, French Mondains, Modenas - Gazzis - Argents, Kings, Doves - Most colors. — Gary Harding, 3637 S. Ohio, Salina, Kansas 67401. Phone 913-827-8532. (789-989)

126 DIFFERENT BREEDS for sale at all times. — Ralph and Florence Cole, Rt. 3, Box 389B, Cloverdale, Ind. 46120.. 317-795-6703. (789-690)

QUALITY STOCK, MANY COLORS. — Barbs, Dragoons, Exhibition Homers, German Beautys, American Show Racers. $30 to $50 pair. — Tom Larkin, 1301 E. Davis, Conroe, Texas 77301. 409-264-2570. (789-989)

ROLLERS, POLISH HIGHFLIERS — (616) 926-4327. B.H., Mich. 49022. (789)

ENGLISH TRUMPETERS, CARRIERS, Helmets, Komorners, Nuns, Dragoons, Scandaroons, Bokharas, English Pouters, Muffed Tumblers, Domestic Flights, Viennas, Rollers, etc. — John Heppner, 388 Hidden Lake Lane, Vista, Calif. 92084. 619-941-5504. (789-690)

GERMAN BEAUTIES, ANTWERPS, Giant Runts, White Racing Homers, Komorner Tumblers, Chinese Ringbreasts, Oriental Rollers, English Trumpeters, Archangels, Modenas, Old Dutch Capuchines, English Carriers, Nuns, English Pouters, Pheasant Pigeons, Birmingham Rollers, Swallows, French Mondains, Maltese, Strassers, Kings, Parlor Tumblers, West of England Tumblers, Norwich Croppers, Saxon Monks, Pigmy Pouters, Frillbacks, Indian Fantails, Helmets, Jacobins, Russian Tumblers, Tung Koon Paaks, Chinese Nasal Tufted, Racing Homers, Moscowite Tumblers, Ice Pigeons, Barbs, Saxon Spots, Storks, Scandaroons, Bokhara Trumpeters, Chinese Owls. Over 1500 quality birds. Limited Supply. Shipped promptly. Shipping now available through Post Office. Send $2.00 for illustrated price list. I pay 50% of the freight charges on all orders of $200.00 or more. — John DeCarlo, 13710 Center Ave., San Martin, Calif. 95046. Phone: 408-683-4406. (689-889)

DRAGOONS, GIANT HOMERS — Ship Express Mail. — Tom Barnhart, 5307 Wolfe, Lima, Ohio 45807. (988-889)

ENGLISH EXHIBITION HOMERS, Pomeranian, Pigmy Pouters. — Ryan Hetzel, 2061 Stine Rd., Peninsula, Ohio 44264. (689-889)

HUNGARIAN HOUSE BIRDS — Runts, French Mondains. No shipping. — Lester Yeagley, 643 N. 5th St., Salina, Kansas 67401. 913-825-5452. (689-889)

TOP QUALITY — L.F.C.L. Barred Selfs, Flying Tipplers, Flights, M.F.C. Helmets, also S.F.C. Will ship. — 302-653-9136. Michael Richardson, RD #2, Box 1015, Smyrna, Delaware 19977. (589-1089)

BUY, SELL OR TRADE — Several breeds. Also supplies. — Terry G. Daily, Harrisonville, Mo. 816-758-6621. (289-190)

ROLLERS AND INDIAN FANTAILS — 717-282-5861, Carbondale, Pa. 18407. (189-1289)

SCHMALKALDENERS, SADDLE TUMBLERS, Frillbacks, Satinettes Frills. — John Epperson, Box 334, Alba, Mo. 64830. 417-525-4266. (1288-1189)

LAHORES, TRUMPETERS, White Homers, Helmets, Chinese Owls, Indian Fantails, Damascenes and other breeds. — Bill Sotnick, Westport, Mass. 508-636-8520. (1188-1089)

70 BREEDS — Barbs, Berlin Tumblers, Damascenes, Carriers, Firebacks, Frillbacks, Croppers, Pouters, Hungarians, Ice, Jacobins, Magpies, Maltese, Schmalkaldens, Nuns, Larks, Parlors, Pheasants, Hiflyers, Satinettes, Tumblers, Saxon Monks, Zitterhals. Many Others. — Bobby Loudermilk, Seymour, Texas 76380. 817-888-5817, 817-888-2087. (888-789)

CLOWN AROUND PIGEON EXCHANGE — Featuring Toy Baldie Caps, White Side Tumbler Caps and Various Breeds. "Most Reasonable Prices in the World". — 1-201-477-9099. (189-1289)

WANTED

SWISS PEAK CRESTED — Berne, Thurgau, Aargav, Lucern. — Fred Matthias, Rt. 4, Box 399, Sherwood, Oregon 97140. 503-639-4564. (689-889)

RUSSIAN TUMBLERS — Andalusians, Opals, Almonds, Grizzles, Baldheads, Moorheads, Bars, Saddles. — Mike Bokelman, 5198 Lawler Beach Rd., Willmar, Minn. 56201. 612-235-2676. (689-889)

LITTLE AL — Buys surplus pigeons. Any kind. 50, more. Ohio, Pa. — 216-948-4908. (1288-1189)

WEST OF ENGLANDS

WESTS — Selfs - Almonds and Black. Black Mottles. — Bill Jacox, 12 Ackert Hook Rd., Rhinebeck, N.Y. 12572, SASE. (789-1289)

NATIONAL WEST OF ENGLAND TUMBLER CLUB — Supporting the NPA Grand National. National Young Bird Show and Pageant of Pigeons. Dues: Seniors $5.00, Juniors $3.00 (under 18). Members receive: By-Laws, Standard and bi-monthly bulletins. Contact: — Dave Griffith (treasurer), 14555 Reis St., Whittier, Calif. 90604 or Bob Christman (secretary), 715 Harold Date, Palmdale, Calif. 93550. (789-690)

WESTS — Breeder of 20 years. Origin California's best. Baldheads, Mottles, Selfs. Will Ship. — Frank Bailey, P.O. Box 37, Fall City, Wash. 98024. 206-486-7479. (689-889)

Pigeon Show Calendar

Aug. 20 — Saginaw Pigeon Assn. Lawn Show, Polish Falcon's Hall, Swan Creek Rd., Saginaw, Mich. Sec. Jerry Weiler, 270 So. Lincoln Rd., Bay City, Mich 48708. 517-892-6249.

Aug. 26 — Cairo Variety Pigeon Club Young Bird Show to be held Saturday at the St. Johns Hall, Greenville, New York. Show Sec., John T. Reo, P.O. Box 47, So. Westerlo, N.Y. 12163. 518-966-8484.

August 27 — American Pouter and Cropper Club Young Bird Show, Milford, Ill. Contact: Ron Schroeder, 205 S. Grant St., Milford, Ill., 815-889-4126. This show is for young Pouters and Croppers only.

Aug. 27 — Colorado State Pigeon Assn.'s Swap and Shop to be held in the 4-H Building, Adams Co., Fairgrounds. For info, contact: Jim Hagan, 303-469-6173.

Aug. 27 — High Plains Pigeon Club Fall Swap Meet, Ellis Co. Fairgrounds, Hays, Kans. 9 a.m. to 2 p.m. Information: Dr. Bob Pokorny, Rt. 1, Hays, Kans. 67601. 913-625-6243.

Sept. 3 — Tri-K Pigeon and Bantam Club Bird Fair, Iroquois Co. Fairgrounds, Crescent City, Ill. For information, contact: Guenter Wenzel, Rt. 1, Box 502, Grant Park, Ill. 60940. Ph. 815-472-2238.

Sept. 9 — Mid-America Fantail Club Lawn Show, Jim Schneider's home, Viola, Wisc. Contact person - Don Vaughn, 1204 33rd Street, West Des Moines, Iowa 50265. 515-223-7454.

Sept. 10 — Midwest King Club Picnic and Lawn Show, Trone pond. Everyone welcome. Camping, fishing, etc. Sec. June Trone, Rt. 1, Box 129, Meredosia, Ill. 62665. 217-997-5970.

Sept. 10 — Southeast Iowa Pigeon Club Buy, Sell Trade Days. Southeast Iowa College Grounds, Hwys. 34 and 406, Gear Ave., West Burlington, Iowa. Info: Wes Pfadenhauer, RR 4, West Burlington, Iowa 52655. 319-392-8177.

Sept. 10 — Watertown Pigeon Club 53rd Annual Lawn Show, Riverside Park, Watertown, Wisc. Contact: Nancy Kehl, Show Sec., 1607 Center St., Watertown, Wisc. 53094.

Sept. 16 — Central Illinois Roller Club, Skitler Woods State Park, Mt. Zion, Ill. Ray Michalik, Judge. 16-18 color classes. Trophies awarded for each. No pre-entry. $2.00 a bird entry. For info, contact Bob Crawford, 1090 Finley Ave., Mt. Zion, Ill. 62549. 217-864-4242.

Sept. 16 — Southern Illinois Pigeon Club All Breed Fall Show, Lanterman Park, Bridgeport, Ill. Secretary Beulah Paddick, 111 Sycamore St., Sumner, Ill. 62466. Ph. 618-936-2559.

Sept. 16 — Rare Breeds Pigeon Club Meet, Dunn County Fairgrounds Exhibition Arena, Menomonie, Wisc. Show Information, contact: Mike McLin, 1842 22½ Ave., Rice Lake, Wisc. 54868. 715-234-7524.

Sept. 16 — West Central Wisconsin Pigeon and Poultry Club All Variety Show held at the Dunn County Fairgrounds Exhibition Arena, Menomonie, Wisc. Contact Geraldine LaGesse, Rt. 1, Box 137, Bloomer, Wisc. 54724. 715-568-5656.

Sept. 17 — Milwaukee Metro Pigeon Club Young Bird Show, Kettle Moraine Bowl, one mile west of Hwy. 41, on southeast corner of Hwys. 60 and 175, Slinger, Wisc. Show Secretary: Jay C. Dillon, S51 W30921 Old Village Rd., Mukwonago, Wisc. 53149.

Sept. 17 — Pigeon Fanciers of Rochester Annual Young Bird Show, Genesee Country Museum, Mumford, N.Y. Info: Robert Burk, Supt., 3219 State St., Apt. 2, Caledonia, N.Y. 14423.

Sept. 17 — Fond du Lac All Variety Pigeon Club Young Bird Show, Fond du Lac, Wisc., Fairgrounds. For more info, contact: Show Sec. Richard Hilke, CW11791, Hwy. 23, Ripon, Wisc. 54971. Ph. 414-748-9418.

Sept. 17 — Southwest Pigeon Fanciers Assn. Buy, Sell and Trade at YMCA, San Pedro, Calif., 1:00 p.m. Visitors, Jrs. Welcome. 213-830-7386.

Sept. 17 — Phila.-So. Jersey Pigeon Assn., Young Bird Show. Specialty meets invited. For information, contact: Bob Phoenix, 135 Buttonwood St., Mt. Holly, N.J. 08060. 609-267-6085.

Sept. 21-Oct. 1 — Virginia Pigeon and Dove Assn., Show held with the Virginia State Fair, Virginia State Fairgrounds, Richmond, Va. Show Information: Ed Brooks (804-238-2931), 1609 Adams Drive W., Suffolk, Va. 23436.

Sept. 23 — Atlantic Coast Show Homer Assn., Young Bird Show. All entries can be sent to: Peter Barber, 2634 Blue Mt. Church Rd., Saugerties, N.Y. 12477. Phone 914-246-6110.

Sept. 23 — Badger Fantail Breeders Young Bird Show with the Midwest Young Bird Show, Sheboygan Falls, Wisc. Contact: Earl Helmer, Rt. 4, Riverside Lane, Plymouth, Wisc. 53073.

Sept. 23 — Midwest Young Bird Show, Sheboygan Falls, Wisc. Contact: Earl Helmer, Rt. 4, Riverside Lane, Plymouth, Wisc. 53073. Tel. 414-893-8892.

Sept. 23 — Wisconsin Modena Club Young Bird Show at the Midwest Young Bird Show at Sheboygan Falls, Wisc. Contact Ron Hass, 549 David Ave., Sheboygan Falls, Wisc. 52085. Tel. 414-467-2343.

Sept. 23 — "Double Crown" All Age Roller Show, Monroe Grange Hall, just off the corner of Peters Pk., and RR #571. Entry fee $1.50. Send entries to: Doug Branson, 1111 Marwood Dr., Piqua, Ohio 45356. Deadline: Sept. 15.

Sept. 24 — Fremont Pigeon Club Annual Summer Show, young birds, Sandusky Co. Fairgrounds, Fremont, Ohio. Jim Feasel, 2373 Co. Rd. 181, Clyde, Ohio 43410. Ph. 419-639-2935.

Sept. 24 — Northern Illinois Pigeon Assn. Annual Young Bird Show, Northwest Community College, Rockford, Illinois. Contact: Cathy Cooper, Show Superintendent, 3806 Prairie Rd., Rockford, Ill. 61102. Ph. 815-965-2899.

Oct. 1 — Tri-K Pigeon and Bantam Club Bird Fair, Iroquois Co. Fairgrounds, Crescent City, Ill. For information, contact: Guenter Wenzel, Rt. 1, Box 502, Grant Park, Ill. 60940. Ph. 815-472-2238.

Oct. 1 — The Reading Pigeon Assn. 101st Annual Young Bird Show, Berks Agricultural Center, Leesport, Pa. Show Sec., Terry Fick, RD #3, Box 412F, Pine Grove, Pa. 17963.

Oct. 7 — Southern Homing Society Young Bird and Yearling Show, Classes for Non-Flown, Record and Eye Sign, Fire Dept. Bldg., Fort Mitchell, Ala. Contact: Lamar Belcher, 1306 W. Waddell Ave., Albany, Ga. 31705. 912-435-6450.

Oct. 7 — Lincoln Hills Pigeon Club Fall Show, Sec. Dave Dougan, RR 2, Huntingburg, Ind. 47542.

Oct. 7 — Southeast Iowa Pigeon Club Annual Pigeon Show, Southeast Iowa College Grounds, Hwys. 34 and 406, Gear Ave., West Burlington, Iowa. Information: Wes Pfadenhauer, RR 4, West Burlington, Iowa 52655. 319-392-8177.

Oct. 8 — Garden State Variety Pigeon Fanciers Assn., Annual Young Bird Show, American Legion Hall, 540 Shaler Blvd., Ridgefield, N.J. Show Secretary: Julius Williams, 59 W. Tryon Ave., Teaneck, N.J. 07666.

Oct. 8 — Nassau-Suffolk Pigeon Fanciers Assn., Annual Baby Show, Knights of Columbus Hall, Carleton Avenue, Central Islip, N.Y. Entry blanks and information, contact: Barbara Beer, 194 Lido Prom West, Lindenhurst, N.Y. 11757 (516-226-3534) or Pete Valentine, 8 Andrew Avenue, Islip Terrace, N.Y. 11752 (516-277-1087).

Oct. 8 — 3rd District National Chinese Owl Club Meet at Mt. Zion, Ill. Contact Rick Tucker, 910 Hemlock, Dixon, Ill. 61021 for more information.

Oct. 8 — Michigan and Port Huron Pigeon Assn.'s Young Bird Show, Perch Point Conservation Club. L.K. Ziebert, 53150 Sula Drive, Utica, Mich. 48087.

Oct. 8 — Nassau-Suffolk Pigeon Fanciers Club Annual Baby Show, Knights of Columbus Hall, Carleton Avenue, Central Islip, N.Y. Entry blanks and info may be obtained by writing to: Barbara Beer, 194 Lido Prom. West, Lindenhurst, N.Y. 11757 (516-226-3534) or Pete Valentine, 8 Andrew Ave., Islip Terrace, N.Y. 11752. (516-277-1087).

Oct. 13-14 — Utah Pigeon Club Young and Yearling Show, Utah State Fairgrounds. Entry deadline: Oct 6, 1989. Show Director, Jim Green, 64 W. 3400 So., Salt Lake City, Utah 84115.

Oct. 13-14 — United Oriental Roller Assn. Young Bird Show held with the Utah Pigeon Club, Utah State Fairgrounds, Salt Lake City, Utah, Sec., Jim Green, 64 W. 3400 So., Salt Lake City, Utah 84115.

Oct. 14 — Minnesota State Pigeon Assn. Annual Young Bird Show, Univ. of Minn. Livestock Arena, State Fairgrounds. For more info, contact: Bill Zika at 612-224-6481.

Oct. 14 — URC, PRC, IRC Roller District, Iowa Roller Club, Indianola, Iowa. Contact: Charlie Simpson, 410 W. Main, Mingo, Iowa 50168.

Oct. 14 — Brown County Poultry and Pigeon All Breed, All Age Fall Show, Brown County Fairgrounds, New Ulm, Minn. Show Sec. Merle Frank, 2710 Fulton Circle, Clearwater, Minn. 55320.

Oct. 14 — National Pigeon Assn., of England Championship Show, "London Pride", Sec. J.E. Mullan, 41 Coopers Road, Martlesham Heath, Ipswich, Suffolk 1P5 7SJ.

Oct. 15 — The Heart of Illinois Pigeon Club Show, Exposition Gardens, Peoria, Ill. All Breed Judge Fred Smith, Modenas Ron Deisher, Kings Mike Giacometti. Show Sec. Dennis Vogel, Rt. 1, Box 112A, Minier, Ill. 61759. 309-392-3160.

Oct. 20-22 — Texas Pigeon Assn. Show held with the State Fair of Texas.

Oct. 21 — National Pigeon Assn., of England Championship Show, North Scotland Pigeon Society. Sec. J. Thompson, 4, Hunter's Gardens, Denny, Stirlingshire, FK6 6PP.

Oct. 21 — National Young Bird Dove Show, Fairgrounds, Louisville, Ky. Contact: Rita Courtney, P.O. Box 21, Milton, Ky. 40045.

Oct. 21 — Mountain West Pouter Club hosting the Pigmy young bird meet and futurity with the Western National Young Bird Show, Portland, Oregon. Contact: Jim Brown, 30410 So. Deardorff Dr., Molalla, Ore. 97038. Ph. 503-824-2216.

Oct. 21 — Southern Young Bird Meet of the National West of England Tumbler Club. Willie English, member in charge. For info, contact: Rita Courtney, P.O. Box 21, Milton, Ky. 40045.

Oct. 21 — The Great Lakes Fantail Club Annual Young Bird Show to be held with the National Young Bird Show sponsored by the Louisville Pigeon Club at the Kentucky Fair and Exposition Center Pavillion, Louisville, Ky. Judge: John Moppin. Show Sec. Rita M. Courtney, P.O. Box 21, Milton, Ky. 40045.

Oct. 21 — Western National Young Bird Show, Air Oregon National Guard Armory, Portland, Oregon. For entry forms and information, contact: Keith Casteel, 24506 NE 53rd St., Vancouver, Wash. 98682. Phone 206-256-9264.

Oct. 21 — National American Roller Club Annual Young Bird Show to be held with the Western National Young Bird Show, Portland, Ore. Contact: Keith Casteel, 24506 NE 53rd St., Vancouver, Wash. 98682.

Oct. 21 — National Young Bird Show, sponsored by the Louisville Pigeon Club, Kentucky Fair and Exposition Center, Pavillion, Louisville, Ky. Show Sec. Rita M. Courtney, P.O. Box 21, Milton, Ky. 40045.

Oct. 21 — Cairo Variety Pigeon Club 17th Annual Fall Classic for young and old birds to be held Saturday at the St. Johns Hall, Greenville, New York. Show Sec. John T. Rao, P.O. Box 47, Sc. Westerlo, New York 12163. 518-966-8484.

Oct. 21 — Gene Bryant Memorial Young Bird Show, National Chinese Owl Club to be held with the NYBS, Louisville, Ky. Show Sec. Rita M. Courtney, P.O. Box 21, Milton, Ky 40045.

Oct. 21 — 6th District National Chinese Owl Club Meet to be held with the Western NYBS, Portland, Ore. Contact: Keith Casteel, 24506 NE 53rd St., Vancouver, Wash. 98682.

Oct. 22 — New York Combine Domestic Show Flight Club 14th Annual Young Bird Show, Polish National Hall, 64th St. & 58th Rd., Maspeth, N.Y.

Oct. 27-29 — "7th District AGHA" Short Grass All Breed Show, sponsored by the Black Hills Pigeon Club, will be held at Rapid City, South Dakota, Central States Fairgrounds, Fine Arts Bldg., Giant Homer Judge: Fred Langridge. Free banquet; silent auction and premium paybacks. Contact: Jerry Goetz, 6380 Solitaire Dr., Rapid City, S.D. 57701 (605/393-1879) for more information.

Oct. 28-29 — Central Fantail Club 1st Annual Young Bird Show at St. Louis, Mo., Grants Shelter, Jefferson Barracks. Bill and Marge O'Dell, 138 So. Webster, Ottumwa, Iowa 52501. 515-682-3983.

Oct. 28 — National Pigeon Assn., of England Championship Show, North Devon Pigeon Fanciers Society, (Barnstable), Sec. Kim Pierce, 13, Fordlands, Moretonhampstead, Devon TQ18 8BH.

Oct. 28 — National Pigeon Assn., of England Championship Show, Egremont Fancy Pigeon Society, Sec. M. Adair, 6 Cooperative Terrace, Flimby, Maryport, Cumbria CA15 8PR.

Oct. 28 — Atlantic Coast Show Homer Assn., Annual Show. All entries can be sent to: Peter Barber, 2634 Blue Mt. Church Rd., Saugerties, N.Y. 12477, phone 914-246-6110.

Oct. 29 — National Pigeon Assn., of England Championship Show, Dragoon Club, Sec. P. Pratt, 7, The Meads, West Hanney, Wantage, Oxfordshire.

Oct. 29 — Lebanon Valley Pigeon Fanciers Young and Old Bird Show, Lebanon Area Fairgrounds. Cornwall and Evergreen Rd., Lebanon, Pa. Entry fee $2.00 per bird. Show Sec., Robert L. Haas, 1009 Jay St., Lebanon, Pa. 17042. 717-273-5116.

Oct. 29 — Eastern Regional Modena Meet, Lebanon Area Fairgrounds, Cornwall and Evergreen Rd., Lebanon, Pa. Show Secretary, Titus Hostetter, 155 Rocherty Rd., Lebanon, Pa. 17042. 717-273-4633. Judges: Brad Wilcox and Manfred Ecker.

Oct. 29 — Empire Short Face Baby Show, Polish National Hall, 61-60 56th Road, Maspeth, N.Y. 10 a.m. Show Sec. David Fhagen, 154 Oak St. Medford, N.Y. 11763, 516-289-5047.

Oct. 29 — Long Island Domestic Flight Club Baby Show, 73 Richard Ave., Islip, Terrace, N.Y.

Nov. 3-5 — Southern Racing Pigeon Assn., Convention and Auction - The Premier Show for 1989, Holiday Inn at Tryon St., Charlotte, N.Car. Write: David Yarn, 6801 Barrington Dr., Charlotte, N.C. 28215 or 704-563-1364.

Nov. 4 — White Rose Pigeon Assn. Inc., Annual Winter Show, York Fairgrounds, York, Pa. Both old and young birds accepted. Entry fee $1.50. Contact: Show Sec. Stan Stover, RD 2, Felton, Pa., for further details.

Nov. 4 — Badger Fantail Breeders Annual Show, Viola Community Building, Viola, Wisc. Contact: Earl Helmer, Rt. 4, Riverside Lane, Plymouth, Wisc. 53073.

Nov. 4 — National Pigeon Assn., of England Championship Show, Sufex Columbrian Society, Secretary R.C. Hall, 81, Albany Road, West Bergholt, Colchester, CO6 3LD.

Nov. 4 — National Pigeon Assn., of England Championship Show, Airdrie and Coatbridge Fancy Pigeon Society, Secretary G. Miller, 13, Broompark Gardens, East Calder, Livingstone, West Lothian, Scotland.

Nov. 4 — KOAM Pigeon Club Winter Show, Lincoln Park Center, Pittsburg, Kansas. For further information, contact: Kevin McDaniels, Show Secretary, Box 192, Arma, Kansas 66712. 316-347-4742.

Nov. 4 — Jacksonville Area Pigeon Club 17th Annual Show, Nichols Park Pavilion, Jacksonville, Ill. Sec. Eddie Kirkpatrick, 174 South Mechanic St., Winchester, Ill. 62694. 217-742-5741.

Nov. 4 — Southern Homing Society "Autumn Breeze Classic". Classes for Non-Flown, Record and Eyesign, Young and Old Birds, Fairgrounds, Columbus, Ga. Contact: Lamar Belcher, 1306 W. Waddell Ave., Albany, Ga. 31705. 912-435-6450.

Nov. 4 — Greater Pittsburgh Cage Bird Society 14th Annual All Bird Show Century Plaza Motel, Washington, Penn. Dove entries accepted. Show Secretary Penny Corbett, 412-487-1543.

Nov. 4 — Eastern Hungarian Annual Winter Show to be held with the White Rose Pigeon Assn. Show, York, Pa., Fairgrounds.

Nov. 4 — "All Ohio" All Age Roller Show, Sidney, Ohio, off Fair Rd., exit I-75 to Fairgrounds. Entry fee $2.00. Send entries to Ken Paxton, 6100 Clover Valley Rd., Johnstown, Ohio 43031. Deadline: Oct. 28.

Nov. 4-5 — Phoenix Pigeon Club's 48th Annual All Breeds Show, Safari Resort. Show Sec. Lynda Christensen, 2438 E. Fairmount, Phoenix, Ariz. 85016. 602-955-4722. Sponsored by the Arizona Pigeon Club, extablished 1940.

Nov. 5 — Colorado State Pigeon Assn.'s Annual Young Bird Show to be held in the 4-H building at the Adams Co. Fairgrounds. For information contact, Jim Hagan, 10714 Moore Circle, Broomfield, Colo. 80021, 303-469-6173.

Nov. 5 — Central New York Pigeon Club Fall Show, young and old birds, Polish American Citizens Club, Syracuse, New York. Show Sec., Jim Bristol, Box 87, Littlefield Rd., Camden, N.Y. 13316. 315-245-1149.

Nov. 5 — Milwaukee Metro Pigeon Club Annual Fall Show, Kettle Moraine Bowl, one mile west of Hwy. 41, on southeast corner of Hwys. 60 and 175, Slinger, Wisc. Show Secretary: Jay C. Dillon, 851 W30921 Old Village Rd., Mukwonago, Wisconsin 53149.

Nov. 11 — Northern South Dakota Pigeon Club All Breed Show, Brown County Fairgrounds, Aberdeen, S.D. Gene Eisenbeisz, Sec., 1133 18th Ave. N.E., Aberdeen, S.D. 57401.

Nov. 11 — The Dixie Fantail Club All Age Annual Show will be held in the United Steel Workers Union Hall, Scottsboro, Alabama. Judge: The famous Dwight Crewdson. Show Secretaries: Brenda and Wayne Bowman, 315 Garrett St. S.E., Rainsville, Ala. 35986.

Nov. 11 — 4th District National Chinese Owl Club Meet to be held with the Kansas State Pigeon Assn. Contact Ralph Jenzen, Show Secretary, Rt. 1, Buhler, Kans. 67522.

Nov. 11 — National Pigeon Assn., of England Championship Show, Cornwall Fancy Pigeon Society, Sec. Jean Paine, Tregonhay, Beach Road, Porthtowan, Truro, Cornwall.

Nov. 11 — National All Age Dove Show, National Guard Armory, Columbia, Tenn. Contact: George Schutt, Box 482, Madison, Tenn. 37116.

Nov. 11 — Tennessee Pigeon and Dove Club Annual All Breed, All Age Show, National Guard Armory, Columbia, Tennessee. Specialty Clubs welcome. Contact: James Burnes, Club Secretary, Route 1, Box 181, Santa Fe, Tenn. 38482. 615-682-2905.

Nov. 11 — Fond du Lac All Variety Pigeon Club Old Bird Show, Fond du Lac, Wisc., Fairgrounds. For more info, contact: Richard Hilke, CW11791, Hwy. 23, Ripon, Wisc. 54971. Ph. 414-748-9418.

Nov. 11 — NEOB&FA Annual Show, Summit Co. Fairgrounds, Tallmadge, Ohio. Chris Spreitzer, Show Secretary, 1214 Munroe Falls Ave., Cuyahoga Falls, Ohio 44221. 216-928-7349.

Nov. 11-12 — Nassau Suffolk Pigeon Fanciers Club Annual Open Show, "The Long Island Classic", Knights of Columbus Hall, Carleton Ave., Central Islip, N.Y. Entry blanks and info may be obtained by writing to: Barbara Beer, 194 Lido Prom. West, Lindenhurst, N.Y. 11757. (516-226-3534), or Pete Valentine, 8 Andrew Avenue, Islip Terrace, N.Y. 11752 (516-277-1087).

Nov. 11-12 — American King Club 2nd District Show, hosted by Midwest King Club, New Berlin, Ill. Show Sec. June Trone, Rt. 1, Box 129, Meredosia, Ill. 62665. 217-997-5970.

Nov. 11-12 — Black King Club Show hosted by Midwest King Club, Sangamon County Fairgrounds, New Berlin, Ill. Show Sec., June Trone, Rt. 1, Box 129, Meredosia, Ill. 62665. 217-997-5970.

Nov. 11-12 — Nassau-Suffolks Pigeon Fanciers Assn., Annual Open Show, "The Long Island Classic", Knights of Columbus Hall, Carleton Ave., Central Islip, N.Y. Entry blanks and information, contact: Barbara Beer, 194 Lido Prom West, Lindenhurst, N.Y. 11757 (516-226-3534) or Pete Valentine, 8 Andrew Ave., Islip Terrace, N.Y. 11752 (516-277-1087).

Nov. 12 — Pigeon Fanciers of Rochester Annual Winter Show, Monroe Co. Fairgrounds, Rochester, N.Y. Info: Robert Burk, Supt., 3219 State St., Apt. 2, Caledonia, N.Y. 14423.

Nov. 12 — High Point Pigeon Club Annual All Breed, All Age Fall Pigeon and Dove Show, Oakview Recreation Center, High Point, N.C. Write: Thurmond Michael, 813 Mark St., High Point, N.C. 27260. Phone 919-882-3273.

Nov. 12 — Empire Roller Club Winter Show held with the Pigeon Fanciers of Rochester Annual Winter Show. Contact Robert Burk, 3219 State St. 2, Caledonia, N.Y. 14423.

Nov. 12 — American Baldhead Club Winter Show Derby to be held with the Pigeon Fanciers of Rochester Annual Winter Show. Contact: Robert Burk, 3219 State St. 2, Caledonia, N.Y. 14423.

Nov. 18-19 — Virginia Pigeon and Dove Assn., Fall Show held in conjunction with the Virginia Poultry Breeders Assn., Virginia State Fairgrounds, Richmond, Va. Show information: Mrs. Jo Ryan (804-340-0162), 3028 Bowling Green Drive, Virginia Beach, Va. 23452.

Nov. 18 — Delmarva Pigeon Club Pigeon Show, Mussick Community Building, Delaware Route 14 West, Harrington, Delaware. Show Sec.: Walt Studtr, 1004 Dogwood Ave./Woodhaven, Milford, Del. 19962. 302-422-9385.

Nov. 18 — National Pigeon Assn., of England Championship Show, Lancashire Show Pigeon Society, Sec. G. Morris, 65, Crosshall Brow, Westhead, Ormskirk, Lancashire.

Nov. 18 — American Pouter and Cropper Club Annual Meet in conjunction with the Hammond Pigeon Fanciers. For more information, contact: Ron Schroeder, 205 S. Grant St., Milford, Ill. 815-889-4126.

Nov. 19 — Phila-So. Jersey Pigeon Assn., All Age Show. Specialty meets invited. For information, contact: Bob Phoenix, 135 Buttonwood St., Mt. Holly, N.J. 08060. 609-267-6085.

Nov. 24-25 — Watertown Pigeon Club 54th Annual All Breeds Winter Show, Turner Hall, Watertown, Wisc., held in conjunction with the Annual Show of the Wisconsin State Pigeon Club. For information, contact: Nancy Kehl, Show Secretary, 1607 Center St., Watertown, Wisc. 53094.

Nov. 24-26 — Northwest Winter Classic, Tacoma, Washington. Contact: Eugene Nollan, 4041 S. "D" St., Tacoma, Wash, 98408. 206-472-8103.

Nov. 25 — Fairfield Co. Pigeon Fanciers Assn. All Age (Faircount 1989) Pigeon Show. Entry form and general show information and new location can be obtained from Club Secretary Joyce Cap, 36 Wendy Road, Milford, Conn. 06460, 203-877-6600.

Nov. 25 — Central Iowa Pigeon Club All Breed Annual Show held at the Central Iowa Fairgrounds, Marshalltown, Iowa. Contact: Pam McCullough, 2501 West Main, Marshalltown, Iowa 50158. 515-752-7575.

Nov. 25 — Saginaw Pigeon Assn., Annual Winter Show hosting the American Pouter and Cropper Club and the Michigan Ohio Modena Club. More welcome! Canteen Building, Bay County Fairgrounds, Bay City, Mich. Sec., Jerry Weiler, 270 So. Lincoln Rd., Bay City, Mich. 48708 1-517-892-6249.

Nov. 25 — 4th District Central Fantail Club Meet, Marshalltown, Iowa. Contact person - Don Vaughn, 1204 33rd Street, West Des Moines, Iowa 50265. 515-223-7454.

Nov. 25 — American Pouter and Cropper Club District Meet in conjunction with the Saginaw Pigeon Club. For information, contact: Ron Schroeder, 205 S. Grant St., Milford, Ill. 815-889-4126.

Nov. 25 — National Pigeon Assn., of England Championship Show, East Anglian Fancy Pigeon Club, Sec. Gill Shaw, Vizor, West Winch Road, Kings Lynn, PE33 ONB.

Nov. 25 — National Pigeon Assn. of England Championship Show, Newcastle Columbrian Society, Sec I. Mitchell and C. Featherstone, 13, Rydal Close, Carlton, Miniott, N. Yorks YO7 4LW.

Nov. 25 — Indiana Pigeon Club's 70th Annual All Breed Winter Show, Memorial Building at Lions Delaware Co. Fairgrounds, Muncie, Ind. Ray Hoover, Show Sec., RR 3, Box 224, New Castle, Indiana 47362.

Nov. 25 — The Great Lakes Fantail Club Annual All Age Show, County Center Building, Recreation Park and County Fairgrounds, Kalamazoo, Mich. Frances Hawkins, Show Sec., 2205 Rineyville Rd., Elizabethtown, Ky. 42701.

Nov. 25-26 — National West of England Tumbler Club Annual All Age Southern Meet, Thanksgiving Weekend, with the Conroe Classic, Conroe, Texas. Write: Willie English, Director, for entry blanks and info, P.O. Box 1942, Jacksonville, Texas 75766.

Nov. 25-26 — National American Roller Club Dist. 1 Meet to be held with the Northwest Winter Classic in Tacoma, Wash. Contact: Keith Casteel, 24508 NE 53rd St., Vancouver, Wash. 98682.

Nov. 26 — Long Island Homer Show at the Islip Terrace Club. Special classes for racing pigeons and eye sign birds.

Nov. 26 — Long Island Show Homer Assn. Annual Old Bird Show, held at Islip Homing Pigeon Club. Special classes for Racing birds and Eye Sign. For information, contact: Thomas Zarek, 1397 Penatiquit Ave., Bay Shore, N.Y. 11706. Ph. 516-665-9509.

Nov. 26 — Buffalo Fancy Pigeon Club Annual Winter Show, All Breeds, at the Buffalo Racing Club Building, Old Broadway, Buffalo, N.Y. for information, contact: Gene Kornacki, 71 Brandel Ave., Lancaster, N.Y. 14086. 716-684-1606.

Dec. 1-2 — Iowa State Pigeon Assn., 64th Annual Show Contact: Howard Hart, P.O. Box 38, Lanesboro, Iowa 51451.

Dec. 1-2 — Mid-America Fantail Club Annual Show in conjunction with the Iowa State Pigeon Assn., Annual Show, Des Moines, Iowa, Veteran's Memorial Auditorium. Contact person - Don Vaughn, 1204 33rd St., West Des Moines, Iowa 50265. 515-223-7454.

Dec. 2 — Mid-Michigan Pigeon Fanciers All-Age, All-Breed Winter Show, Demonstration Hall, MSU Campus, Lansing, Michigan. For information write, contact: Don Smith, 1040 Echo Beach, Jackson, Mich. 49203. 517-782-0909.

Dec. 2 — National Pigeon Assn., of England Championship Show, Bideford and South West FT & TS, Sec. Mrs. R. Williams, 121 Clovelly Rd., Bideford, North Devon, EX39 3BY.

Dec. 2 — National Pigeon Assn., of England Championship Show (2 Days), British Pigeon Show Society, Sec. B. Emmett, 1, Briants Piece, Hermitage, Newbury, Berks, RG16 9SX.

Dec. 2 — Albuquerque Pigeon Fanciers Fall Classic, Albuquerque, N.M., area. For information, write: Mel Dayringer, 2720 Lucca Rd. SW, Albuquerque, N. Mexico 87105. 505-877-1244.

Dec. 2 — Annual Fall Meet of the National Chinese Owl Club to be held with the Iowa State Pigeon Assn. Contact: Howard Hart, P.O. Box 38, Lanesboro, Iowa 51451.

Dec. 3 — Michigan and Port Huron Pigeon Assn.'s All Age Show, Perch Point Conservation Club. L.K. Ziebert, 53150 Sula Drive, Utica, Mich. 48087.

GARDEN STATE VARIETY PIGEON FANCIERS ASSN.
Promoting The Pigeon Fancy
HOSTING SPECIALTY CLUBS
SEE THE SHOW CALENDAR
Julius Williams, Secretary
59 W. Tryon Ave., Teaneck, N.J. 07666

Rare Breeds Journal
About Exotic Animals, Minor and Rare Breeds of domesticated animals and their owners (Another Rare Breed).
$18.00 Per Year (Bi-monthly U.S.)
$24.00 Per Year (Foreign)
RARE BREEDS JOURNAL
Dept. PJ, HCR 1, Box 45
Hebron, N. Dakota 58638
(701) 878-4970
Send $2.50 for sample copy.

American Racing Pigeon News
Devoted exclusively to the Sport of Pigeon Racing. Published by Wayne & Nancy Reinke.
Subscription — $20.00 Per Year
Foreign — $22.00 Per Year
Single Copies: $2.25
Combination: American Pigeon Journal & American Racing Pigeon News
Both For 1 Year — $32.00
To Foreign Countries, Incl. Canada & Mexico $37.00 Per Year
AMERICAN RACING PIGEON NEWS
34 E. Franklin St. Bellbrook, Ohio 45305

AMERICAN KOMORNER TUMBLER CLUB
Good Fellowship - Club Bulletins
AKTC Bands 20 Cents Each
DUES: $10; JUNIORS $3.
TED EVANS, Sec.-Treas.
2352 Evans St.
Lawton, Okla. 73505

MISSOURI FARM
A magazine for you about small farming, gardening, alternative crops, direct marketing and rural living in the Midwest. $18 a year. Write to Missouri Farm, Ridge Top Ranch, Rt 1, Box 237, Clark, MO 65243

EST. 1947
Empire Short Face Tumbler Club
Promoting The Development Of All Short Face Tumblers
The Club Where A Win Means Something
Sec. Michael Seiler
22 Grace Street
Bloomfield, N.J. 07003

THE RARE BREEDS PIGEON CLUB
Sponsoring All Types Of Rare Pigeons Since 1971
Club magazine published quarterly. Breeders Directory. National, State & District Meets. **Dues: $10.00.**
Sec./Treas. Terry T. Fick
RD 3, Box 412F
Pine Grove, Pa. 17963

BAYSHORE VARIETY PIGEON CLUB
AN ALL VARIETY PIGEON CLUB
For Information, Contact:
JERRY MIRAGLIA, PRESIDENT
RD 3, Box 294 A, Freehold, NJ 07725
Phone: (201) 462-3379

NATIONAL ENGLISH CARRIER CLUB
Bi-Monthly Bulletins — Pool Bands
National & District Shows
Dues: $5.00
Secretary: Terry T. Fick
RD #3, Box 412F
Pine Grove, Pa. 17963

ATTENTION ALL FRILL BREEDERS!
Join the Progressive **American Oriental Frill Club** promoting **"The Flowers of the Pigeon Fancy"**. Quarterly bulletins. Write:
DALE A. JETT, SEC.
RR 3, Box 167A
Litchfield, Ill. 62056

STRECKER
VETERINARY SUPPLY CO.

P.O. BOX 883 **EAST NORTHPORT, NEW YORK 11731**

VetRx™
VETERINARY REMEDY



Effective Relief for Chronic Respiratory Disease (CRD) in Racing and Show Pigeons.

• All-natural ingredients • Prevents and cures colds and roup • Keeps birds in top breeding condition • Guards against scaly leg • Conditions combs and wattles • Does not stain feathers.

- ***One 2 oz. Bottle – $6.00***
- ***Two 2 oz. Bottles – $5.25 each***
- ***Commercial Pack (12 Bottles) – $54.00***

VITA TONE POWDER, (vitamin/mineral/electrolytes)
Complete supplement for birds drinking water.
½ oz ***$3.50***

BIOTIN STRESS PACK *Increase fertility and hatchability.*
½ pound for ***$4.50***

IPROPRAN *Cures Canker in Pigeons.*
75gm for ***$22.00***

EMPTY GELATIN CAPSULES, SIZE NUMBER ONE
Fill with IPROPRAN for Canker treatment. 100 for ***$5.00***

TYLAN 50 INJECTABLE *For respiratory diseases.*
100cc for ***$7.50***

GALLIMYCIN INJECTABLE
Broad spectrum antibiotic. 100cc for ***$15.00***

DRISTRYCILLIN INJECTABLE
(Same as Combiotic) *For bacterial infections.*
MUST BE REFRIGERATED. 100cc for ***$8.00***

CRYSTICILLIN (Penicillin) *For infections caused by injury. 100cc for* ***$7.50***

LEVAMISOLE LIQUID *Water treatment for Gape, Capillary and Round Worms. Makes 32 gallons* ***$15.00***

IVOMEC *Injectable removal of both internal and external parasites. 50cc for* ***$28.95***

SECTROL SPRAY *For Lice, Mites and Feather Mites. 15 oz. for* ***$15.00***

ANTIBIOTIC OINTMENT *For wounds and bumblefoot. 1 oz. for* ***$4.00***

AR SULFA POWDER (Sulfathiazole)
For Colds (Coryza) 6.5 oz. for ***$8.00***

REN-O-SOL TABLETS *A growth stimulant 100 for* ***$2.75***

TRIPLE SULFA POWDER *195 gr. for* ***$9.00***

GALLIMYCIN POWDER
For respiratory problems. 2 oz. for ***$6.00***

AMPROL POWDER
For the treatment of Coccidiosis. 4 oz. for ***$3.75***

DRISTRYCILLIN INJECTABLE
100cc (Combiotic) for ***$7.00***

TERRAMYCIN POWDER
Broad spectrum antibiotic. 6.4 oz. for ***$3.00***

EYE OINTMENT *For infections or injury*
⅛ oz. tube for ***$2.20***

SALSBURY VITAMIN & ELECTROLYTES
8 oz. for ***$3.00***

VITA TONE POWDER *5½ oz. for* ***$2.00***

GOODWINOL OINTMENT
For scaley legs, Favus, etc. 1 oz. for ***$5.00***

RID-O-WART CREAM
Aids in healing pigeon pox scores. ½ oz. for ***$2.50***

TETRACYCLINE POWDER (VETQUAMYCIN)
51.2 gr. for ***$5.00***

SPORTS BALM *Insect repellent for people, pets, poultry and pigeon. 1 oz. for* ***$2.50***

CANKER CAPSULES *1 capsule morning and evening until the canker in the mouth disappears. 50 for* ***$7.50***

For over a quarter-century, the professionals at Strecker Veterinary Supply have served the animal health care community with integrity...providing the highest quality products at competitive pricing. Just call us toll-free, and we'll provide a level of service that you'll be satisfied with for years to come.

We pay shipping on all orders of $20.00 or more. For orders under $20.00 add $2.00 shipping and handling. For UPS Second Day Air Service, add $4.00.

NEW YORK RESIDENTS PLEASE ADD 8¼% SALES TAX. FOREIGN ORDERS ADD 35%. C.O.D. ORDERS GLADLY ACCEPTED!

PHONE TOLL FREE 1-800-237-6071
(In NY 1-800-233-3442)

National Pigeon Association, Inc.

A Half Century of Leadership and Service to the Pigeon Fancy
Organized 1920



Sec.-Treas.
Jerry McCalmon
P.O. Box 875, Riverton, Utah 84065
(801) 254-1148

JOIN YOUR NPA
$10.00 Per Year

Juniors (Under 18) $5.00

Here's What A Membership Brings!

1. Membership Button
2. Membership Card
3. Loft Registration Card
4. NPA Review (quarterly)
5. Marked Catalog of National Show (adult members only)

USE NPA BANDS
10¢ Each

(Increments Of 5 Only)
NOTE: Minimum Order 10 Bands

Official NPA Order Blank

Size	Underline The Breed For Which You Want Bands	Qty.
A	Archangels; Fantails, Goolees; Helmets; Nuremberg Larks, Lotans, Mookees, Chinese Owls, Short Faced Tumblers, German Owls, Brunner Pouters, Starlings, Suabians, Tipplers, Parlor Tumblers, Highfliers, Vienna Tumblers; Clean Legged Toys, Laughers and Pheasants.	
B	Racing Homers Only.	
C	Clean Legged Ancients, Cumulets, Flights, Holle Croppers, Hyacinths, Jacobins, Nuns, Lacenes, Magpies, Miniature Crests, African Owls, Norwich Croppers, Swifts, Bohemian Pouters, Komorner Tumblers, Turbits, Swing Pouters, Firebacks, Clean Leg Swallows	
D	Antwerp Smerles, Damascenes, Golas, Coburg Larks, English Owls, Pigmy Pouters; Clean Leg Tumblers.	
E	Barbs, Kaniks, Dewlaps, Dragoons, Exhibition Homers, German Beauty Homers, Lebanons, Maltese, Lenardos, Polish Lynx.	
F	Oriental Frills (wide bands), Production Type Carneaux & Kings, Antwerps, Bagdads, Carriers, Florentines, Genuine Homers, Show Homers, Hungarians, English Pouters, Scandaroons, Texan Pioneers, Show Racers	
H	Feather Legged Ancients; Frillbacks, Indian Fantails; Monks, Oriental Frills; Priests, Ptarmigans; Moorhead Tumblers; Feather Legged Rollers; Muffed Tumblers; West Of England Tumblers; Muffed Ice	
J	French Mondains, Dutch Croppers; Giant Crests, Indian Mondains, Reversewing Pouters; Swiss Mondains; Saxon Pouters, Hana Pouters; Pomeranian Pouters; Runts.	
K	American Giant Homers; Show Type Carneaux, Show Type Kings, Strassers; Lahores.	
M	Modenas Only.	
R	Rollers Only.	
T	Bokhara Trumpeters; Duchess; Italian Mondaines; Shields; Swiss and Swallows.	
Z	This is a band larger than T or J size. Can be used for large Pouters, Trumpeters, American Giant Rumbler.	

Utah Residents Add 6.25% Sales Tax
No C.O.D. Orders

Name _____

Address _____

City _____

State & Zip Code _____

NPA Band Distributors

Orders only taken by these distributors from January till August 31 of each year.

RUSS SAPP
122 Spout Spring Avenue, Mt. Holly, N.J. 08060

FRED LANGRIDGE
819 Eli Avenue, Dallas, Texas 75211

FOY'S PIGEON SUPPLIES
Box 27166, Golden Valley, Minn. 55427

BACKYARD BARNYARD
Rt. 2, Box 144H, Brentwood, Calif. 94513

JOYCE DABROWSKI
2405 Fitzhugh, Bay City, Mich. 48706

TRADEWINDS
P.O. Box 1191, Tacoma, Wash. 98401

PLEASE NOTE: We would appreciate it if postage would be sent for all band orders according to the following schedule for First Class Mail.

U.S. POSTAGE — ADD 50 CENTS

OVERSEAS POSTAGE — ADD $2.00

1985 Edition

NPA BOOK OF STANDARDS

Size 8½x11 inches. 217 pages. 94 breed descriptions. The most complete and latest available book of its kind today. Contains the latest adopted standards and ideal breed drawings by all major clubs.

Hard Back Bound ..... $26.00 per copy
Semi-Hard Back..... $16.00 per copy

Canadian & Mexico Purchases Add $3.00 For Postage
Overseas Purchases Add $4.00 Postage
Make Checks Or Money Orders Payable In U S Funds

Foy's SUPPLIES & DRUGS

Clair Hetland, Pharmacist

VISA **612-537-4242** MasterCard

Anti-Infectives

Nitrofurazone (double strength)
The first product to try for paratyphoid. Also for coccidiosis.
1 lb. $7.00

Vetisulid $12.95

Aureomycin 25 mgm Tablets
Ideal dosage for pigeons
1000 Tablets, 2 lbs. $28.95

Tylan Soluble (Tylosin)
Effective drug for chronic respiratory disease. It has cured "chronic cough" in birds that had been sick for 6 months. Must be given for five days.
15 Gallons $14.95

Foy's Sulfamethazine
For Cholera, Coccidiosis, Paratyphoid, Sour Crop and some types of colds.
480cc $5.00
960cc $8.00

Sulfaquinoxaline Concentrate
Treats 50 gallons of water. Treats Coccidiosis and Paratyphoid
1 Bottle. $5.95

NF 180 Suspension, 100 ml
1 bottle-$6.95 2 bottles-$12.00

Ancosul-Ideal Sulfa Product (Agribon)
Replaces ESB_3 in Coccidiosis treatment. Once a day dosage in the drinking water.
50 Gal. Treatment $12.50

Triple Sulfa Powder
195 gm $9.95

Terramycin or Aureomycin 6.4 oz. pkgs.
All one kind or assorted. Good broad spectrum antibiotics used in drinking water. Good for colds
1 for $3.50 2 for $6.50 5 for $15.50

Aureomycin Concentrate
1 pkg. - $5.00 2 pkgs. - $9.00

Gallimycin Concentrate
For respiratory disease
One size, 250 gm. $25.00
(3 years until it expires)

Ren-O-Sal Tablets
250 - $7.00 100 - $3.50

Amprol (Corid) Powder $4.50
Prevents coccidiosis

Feed Mate 68
Prevents disease without drugs
5 lbs. $16.50

Terramycin Egg Formula
¼ lb. $8.50

Combiotic $7.95

Tylan 200 ..... $15.00

Lincomycin/Spectomycin
Water Soluble
72 gram pkg. $27.95
Expensive potent combination of antibiotics for water treatment. This product is the very best for respiratory disease or even paratyphoid. It's just the best.

Apralan $22.95
Twice a year treatment for E Coli infections.

Ipropran (Replaces Emtryl)
1 package equals 2 bags of Emtryl.
$22.95 per bag while they last
Expiration date June 1991.

Tramisol
The wormer of the 80's. Gets all worms except tapeworms. Goes in drinking water.
24 tablets. $7.95
48 tablets. $13.50
13 gm. powder $10.95
20.17 g $15.00

Invermectin Wormer ..... 50cc - $30.00
The latest worm product on the market. Manufactured for cattle.

Louse Preparations

Vapona Strips
Recommended by many to be kept hanging in the loft at all times. Will control lice on pigeons. This is a convenient way to control lice in pigeons.
1 Strip $4.00
(Plus Shipping)

Sodium Fluoride—Sorry, but this is off the market. Try Scalex Spray or H & R Feather Groom.

H & R Feather Groom $4.95
Quart (4 lbs. shipping) $15.00

Roost Paint
Not postpaid. Old time favorite louse treatment.
Pt. (2 lbs.) - $6.50 Qt. (3 lbs.) - $9.95

Permethrin Dust
2 lb. can $5.00
(Plus Shipping)

Scalex Mite & Lice Spray
At last a spray approved for birds. No dust in your nose. Really a great natural organic product to control lice and mites safely.
8 oz. Sprayer Bottle. $2.98
1 Quart (3 lbs.) $7.95

We also carry a
1 Gal. Refill Bottle (10 lbs.) $20.00

Germex Disinfectant
1 Gal. (10 lbs.) $12.95
(Plus Shipping)

Tamed Iodine Disinfectant
1 Gal. (10 lbs.) $19.95
(Plus Shipping)

Sani-Coop
Virucide Bactericide Germicide
1 bottle. $17.50
Sprayer Bottle $2.00
4 lbs. shipping

Eye Preparations

Terramycin Eye Ointment $2.50

Tylan-Neomycin Eye Powder
Good for eye colds and any cuts or scrapes a bird gets. Speeds healing.
New Large Size $5.95

Tonics & Vitamins

Hetland Loft Pigeon Builder
Helps during stress of molt and races. Contains antibiotic plus vitamins. Similar to old Myzon formula. Plus shipping.
1 lb. $6.00 2 lbs. $10.00 5 lbs. $18.50

Wins-More. ..... 1 pkg. - $4.25

Old Dutch No Light Pills
A mild laxative and conditioner for pigeons going light, off feed, etc.
1 - $2.25 2 - $4.25

Vitapol (Vitamins Plus Electrolytes)
Improved product. Probably the best vitamin bargain on the market. Newly formulated.
1 pkg. - $4.95 2 pkgs. - $7.75
5 pkgs. - $17.00

Vita-Preen
The best water soluble vitamin product on the market (also has Iodine)
1 pound $9.95
26 ounces $15.95

Mega-Min
The best complete mineral product on the market. Goes in grit.
1 lb. - $9.95 26 oz. - $15.95

Brewer's Yeast Powder .... 14 oz. $3.50

Brewer's Yeast & Garlic Tablets
100 - $3.95 500 - $9.95

Brewer's Yeast Garlic Powder
14 oz. $5.95

Vionate
Vitamins and minerals to add to feed
2 lbs. $10.95
10 lbs. $39.95

Salisbury Vitamins & Electrolytes
1 lb. $4.50

Biotin Stresspack ..... $4.00 each

For Fancier's Health

6413-2100 DUST/MIST RESPIRATOR
One Mask $25.00
Refills $9.00

METHOD OF PAYMENT—Send Check or Money Order with Order • MasterCard or Visa - Handling Fee • COD (UPS only) $3.50 fee. MINIMUM PHONE ORDER—$10.00 Worth of Merchandise.

Buyer pays shipping on those items showing weight in lbs. Use UPS shipping rates. If you want small drug items sent by First Class Mail include $1.00 per item. Orders to Hawaii, Alaska, Puerto Rico or Foreign Countries are NOT Postpaid. Foreign Countries must have their payment in U.S. Funds.

COMPLETE NEW SUPPLY CATALOG - 50 CENTS PLUS STAMP

FOY'S PIGEON SUPPLIES

CLAIR HETLAND, PHARMACIST

Master Breeder: Bokhara Trumpeters *Recognized By: N.P.A. & A.P.C.*

P.O. BOX 27166 • GOLDEN VALLEY, MINN. 55427